



# Police Services Board Meeting

Constable Colin McGregor Building

February 18, 2026

## AGENDA

### CALL MEETING TO ORDER

### DECLARATION OF CONFLICT

### ADDITIONS TO AGENDA

### GUESTS

Name	Position
Sergeant Paul Tunks	President, St. Thomas Police Association

### 2025 RECOGNITION AWARDS

Name	Position	Years of Service
Lisa Mercer	Acting Sergeant   OPC	25 Years
Luke Emmett	Constable	10 Years

### NEW HIRES/PROMOTIONS/CONTRACT RENEWALS

Name	Position	Start Date
Megan Clark	FOI Clerk	09-Feb-26

#### Recommendation for Hire – Megan Clark

A resolution passed by the Police Services Board virtually on February 5, 2026 indicating the following:  
*That: the Police Services Board accept and receive the information pertaining to candidate for hire, Megan Clark, and further, that the Police Services Board approve Megan Clarke's hire with a start date of February 09, 2026, as recommended by Chief Marc Roskamp.*

Moved By: R. Gibson

Seconded By: L. Coates

### SPECIAL CONSTABLE APPOINTMENTS/RENEWALS

None.

### MINUTES

Confirmation of the minutes of the meeting held January 28, 2025.

## **DEPUTATIONS**

## **REPORTS**

### **Revenues and Expenditures**

Financial Statements (YTD Performance) for 2026 as of February 6, 2026.

### **Performance Metrics Report**

A report from Chief Roskamp re: Performance Metrics.

### **Annual Reports**

2025 COPs Program Summary

2025 CROMs

2025 Missing Persons

2025 Sexual Assault Investigations

2025 STATs

2025 STPS Impaired Driving Statistical Report

## **PETITIONS AND COMMUNICATIONS**

## **UNFINISHED BUSINESS**

## **NEW BUSINESS**

## **MOVE TO THE COMMITTEE OF THE WHOLE**

## **ACTIONS OF THE COMMITTEE OF THE WHOLE**

## **ADJOURNMENT**



# Police Services Board Meeting

Constable Colin McGregor Building

January 28, 2026

## MINUTES

### ATTENDANCE:

D. Reith	Chair
L. Coates	Vice Chair
J. Preston	Member
J. Jackson	Member (virtual)
R. Gibson	Member

### OFFICIALS:

M. Roskamp	Chief of Police
S. Bogart	Staff Inspector
T. Terpstra	Executive Administrator

### REGRETS:

None.

### GUESTS:

R. LeClair	Inspectorate of Policing Advisor   Zone 6
------------	---

### MEDIA:

None.

## RE-APPOINTMENT OF BOARD MEMBERS

**Moved By:** L. Coates

**Seconded By:** J. Preston

THAT: The Police Services Board receive and file the letter from the Solicitor General to Board Member Dan Reith dated November 20, 2025 confirming re-appointment for the period of one (1) year, effective January 1, 2026.

Carried.

## APPOINTMENT OF CHAIR AND VICE CHAIR FOR THE YEAR 2026

Nominations to elect members to the positions of Chair and Vice Chair for 2026.

**Moved By:** L. Coates

**Seconded By:** J. Preston

THAT: The Police Services Board appoint Dan Reith as Chair of the Police Services Board for 2026.

Carried.

Nominations to elect members to the positions of Vice Chair for 2026 included:

- Lynne Coates (nominated by J. Preston)
- Jason Jackson (nominated by self)

**Moved By: J. Preston**

**Seconded By: R. Gibson**

THAT: The Police Services Board appoint Lynn Coates as Vice-Chair of the Police Services Board for 2026.

D. Reith	Yes
J. Jackson	
J. Preston	Yes
L. Coates	Yes
R. Gibson	Yes

Carried.

## **APPOINTMENT TO FINANCE/BARGAINING COMMITTEE**

**Moved By: J. Preston**

**Seconded By: L. Coates**

THAT: The Police Services Board appoint the following for the Finance/Bargaining Committee of the Police Services Board for 2026.

- Dan Reith
- Jason Jackson
- Joe Preston
- Lynn Coates
- Rose Gibson

Carried.

## **DECLARATION OF CONFLICT**

## **ADDITIONS TO AGENDA**

## **NEW HIRES/ PROMOTIONS/CONTRACT RENEWALS**

Name	Position	Start Date
Dan Ainsworth	Special Constable	December 1, 2025
Jayden Engberts	Cadet	January 5, 2026

**Moved By: L. Coates**

**Seconded By: J. Preston**

THAT: The Police Services Board approve the following new hires:

- Dan Ainsworth | Special Constable (December 1, 2025)
- Jayden Engberts | Cadet (January 5, 2026)

Carried.

## **SPECIAL CONSTABLE APPOINTMENTS**

<b>Name</b>	<b>Appointment / Re-Appointment Date</b>	<b>Status</b>
Dan Ainsworth	December 3, 2025	Appointment

**Moved By:** J. Preston

**Seconded By:** L. Coates

THAT: Report #CHIEF-2025-SPCST6; that the Police Services Board approve the required appointment for the Special Constable designation for Daniel Ainsworth effective December 3, 2025 as per the Community Safety and Policing Act - Ontario Regulation 396/23.

Carried.

## **MINUTES**

**Moved By:** L. Coates

**Seconded By:** J. Preston

THAT: The minutes of the meeting held November 19, 2025 be confirmed.

Carried.

## **DEPUTATIONS**

### **REPORTS**

#### **Revenues and Expenditures | 2026**

**Moved By:** J. Preston

**Seconded By:** L. Coates

THAT: The Police Services Board approve the Financial Statements (YTD Performance) for 2026 as of January 9, 2026.

Carried.

#### **Revenues and Expenditures | 2025**

**Moved By:** L. Coates

**Seconded By:** J. Preston

THAT: The Police Services Board approve the Financial Statements (YTD Performance) for 2025 as of January 9, 2026.

Carried.

#### **Strategic Plan | Year End Reporting**

**Moved By:** J. Preston

**Seconded By:** L. Coates

THAT: Report #CHIEF-2026-01; Strategic Plan – 2025 Year-End Reporting Update, be received for information, and further, that the Police Services Board approve the report as prepared by Chief Roskamp.

Carried.

**Moved By: L. Coates**  
**Seconded By: J. Preston**

THAT: Report #CHIEF-2026-02; Strategic Plan – Metrics on Police Assistance to Victims of Crime - Section 39(1)(3)(vii) CSPA, be received for information, and further, that the Police Services Board approve the report as prepared by Chief Roskamp.

Carried.

**Moved By: J. Preston**  
**Seconded By: L. Coates**

THAT: Report #CHIEF-2026-03; Metrics on Police Interactions with persons who appear to have a mental illness or a neurodevelopmental disability - Section 39(1)(5) CSPA, be received for information, and further, that the Police Services Board approve the report as prepared by Chief Roskamp.

Carried.

### Annual Reports

**Moved By: J. Preston**  
**Seconded By: L. Coates**

THAT: The Police Services Board approve the following annual reports:

- 2025 Body Worn Camera Report
- 2025 CCTV Report
- 2025 CIICC Report
- 2025 Corporate Communications
- 2025 Crime Stoppers Report
- 2025 OT Court Budget
- 2025 Professional Standards
- 2025 Pursuit Report
- 2025 Speed Safety Annual Report
- 2025 Use of Force

Carried.

### Protective Services Report

**Moved By: L. Coates**  
**Seconded By: J. Preston**

THAT: The Police Services Board approve the Protective Services Report dated September 2025 to December 2025.

Carried.

### Ontario Naloxone Program

**Moved By:** R. Gibson

**Seconded By:** J. Preston

THAT: The Police Services Board approve the 4<sup>th</sup> quarter Ontario Naloxone report dated January 1, 2026.

Carried.

### PETITION AND COMMUNICATIONS

**Moved By:** J. Preston

**Seconded By:** R. Gibson

THAT: The Police Services Board accept the following correspondence items:

- Advocacy Document – Provincial Budget Consultations, Policing Costs (January 9, 2026)
- Request for Equitable Provincial Support for Municipally Policed Communities (November 13, 2025)
- Next Generation 9-1-1 (NG911) Year 4 Transition Support Grant (December 9, 2025)
- Victim Support Grant Program (VSG) (December 9, 2025)
- Letter of Thanks | St. Thomas Optimist Club (2025)
- Sponsor a Family | Christmas 2025 (2025)
- Thank You Card | St. Thomas-Elgin Social Services (2025)
- Blue Line | Top 10 Articles of the Year (2025)
- Investigative Funding Grant (IFG) (January 9, 2026)

Carried.

### UNFINISHED BUSINESS

### NEW BUSINESS

**Moved By:** R. Gibson

**Seconded By:** J. Preston

THAT: The Police Services Board approve the acceptance of the donation of a \$50 Tim Horton's Gift Card from an anonymous donor.

Carried.

### MOVE TO THE COMMITTEE OF THE WHOLE

**Moved By:** J. Preston

**Seconded By:** R. Gibson

THAT: The Police Services Board move to closed session to discuss subject matter as outlined in the CSPA section 44(2).

Carried.

### ACTIONS OF THE COMMITTEE OF THE WHOLE

**Moved By:** R. Gibson

**Seconded By:** L. Coates

THAT: We adopt the actions of the Committee of the Whole.

Carried.

**Federal Assault-Style Firearms Compensation Program (CHIEF-2026-07)**

**Moved By: R. Gibson**

**Seconded By: L. Coates**

THAT: Report #CHIEF-2026-07; Federal Assault-Style Firearms Compensation Program, be received for information, and further, that the Police Services Board approve the report and recommendations as prepared by Chief Roskamp.

Carried

**ADJOURNMENT**

**Moved By: L. Coates**

**Seconded By: R. Gibson**

THAT: We do now adjourn at 10:10 a.m.

Carried.

---

Dan Reith  
Police Services Board Chair



# YTD Budget vs. Actual

Years

2026

Months

0123456789101112

Department

20 Police Services

Refreshed: Feb 06, 2026

Sub-Department	Program	Rev/Exp	Account	Description	YTD Actual	YTD Budget	YTD Variance	Yearly Budget	
20 Police Services Board	100 General	Expense	1-20-20-100-3011	Reg Part-time Salaries & Wages	(768)	1,707	2,475	10,240	
			1-20-20-100-3120	Statutory Benefits	(54)	100	154	600	
			1-20-20-100-4005	Receptions & Public Relations	30	833	804	5,000	
			1-20-20-100-4040	Legal Fees & Expenses	0	333	333	2,000	
		Expense Total				(792)	2,973	3,765	17,840
20 Police Services Board Total					(792)	2,973	3,765	17,840	
21 Police Services	100 General	Revenue	1-20-21-100-2240	OPC Recoveries	0	(219,500)	(219,500)	(1,317,001)	
			1-20-21-100-2252	RCMP Prints Recovery	0	(1,667)	(1,667)	(10,000)	
			1-20-21-100-2255	Paid Duty Recovery	(20)	(1,667)	(1,647)	(10,000)	
			1-20-21-100-2510	Police Recoveries	(445)	(13,333)	(12,888)	(80,000)	
		Revenue Total				(465)	(236,167)	(235,702)	(1,417,001)
		Expense	1-20-21-100-3010	Reg Full-time Salaries & Wages	1,202,407	2,616,036	1,413,629	15,696,218	
			1-20-21-100-3011	Reg Part-time Salaries & Wages	3,619	7,608	3,988	45,645	
			1-20-21-100-3012	Paid Duty Wages	(575)	1,667	2,241	10,000	
			1-20-21-100-3029	Distributed Wages	0	(152,138)	(152,138)	(912,827)	
			1-20-21-100-3039	Premium overtime/Standby	0	12,183	12,183	73,100	
			1-20-21-100-3090	Overtime	1,789	50,000	48,211	300,000	
			1-20-21-100-3091	Statutory Holiday Pay	0	16,000	16,000	96,000	
			1-20-21-100-3120	Statutory Benefits	131,736	241,023	109,287	1,446,138	
			1-20-21-100-3130	Employer Benefits	165,775	348,119	182,344	2,088,711	
			1-20-21-100-3131	Retiree Benefits	4,779	51,256	46,477	307,536	
			1-20-21-100-3135	OMERS	112,490	268,480	155,990	1,610,878	
			1-20-21-100-3210	Car Allowance	13,000	2,167	(10,833)	13,000	
			1-20-21-100-3211	Clothing/Uniform Allowance	18,727	4,567	(14,160)	27,400	
			1-20-21-100-4005	Public Relations	3,053	2,167	(886)	13,000	
			1-20-21-100-4020	Tuition Reimbursement	0	833	833	5,000	
			1-20-21-100-4023	Association Membership Fees	0	833	833	5,000	
			1-20-21-100-4024	Employee Assistance Program	321	683	362	4,100	

<b>21 Police Services</b>	<b>100 General</b>	Expense	<b>1-20-21-100-4027</b>	Training	4,694	29,167	24,473	175,000
			<b>1-20-21-100-4036</b>	Member Wellness	0	11,667	11,667	70,000
			<b>1-20-21-100-4040</b>	Legal Fees & Expenses	519	833	314	5,000
			<b>1-20-21-100-4051</b>	Advertising, Marketing & Prom.	0	1,333	1,333	8,000
			<b>1-20-21-100-4057</b>	Forensic Analyst	0	2,000	2,000	12,000
			<b>1-20-21-100-4089</b>	RCMP Prints Expense	75	833	758	5,000
			<b>1-20-21-100-4168</b>	OPTIC	0	20,833	20,833	125,000
			<b>1-20-21-100-4170</b>	Downtown Satellite Office	0	3,167	3,167	19,000
			<b>1-20-21-100-4176</b>	Operating Equipment Rent/Lease	554	3,333	2,779	20,000
			<b>1-20-21-100-4240</b>	Telephone/Fax Services	845	20,000	19,155	120,000
			<b>1-20-21-100-4257</b>	Regular Postage	0	250	250	1,500
			<b>1-20-21-100-4259</b>	Courier	0	667	667	4,000
			<b>1-20-21-100-4272</b>	Printing	305	1,000	695	6,000
			<b>1-20-21-100-4503</b>	Pipes & Drum Band	33	833	801	5,000
			<b>1-20-21-100-4504</b>	CCTV Surveillance Systems	0	833	833	5,000
			<b>1-20-21-100-5010</b>	General Supplies	4,566	8,333	3,768	50,000
			<b>1-20-21-100-5011</b>	Office Supplies	472	1,667	1,194	10,000
			<b>1-20-21-100-5040</b>	Safety Supplies	0	833	833	5,000
			<b>1-20-21-100-5041</b>	Body Amour	0	833	833	5,000
			<b>1-20-21-100-5045</b>	Uniforms/Supplies	8,221	16,667	8,446	100,000
			<b>1-20-21-100-5060</b>	Major Crime Expenses	2,498	2,500	2	15,000
			<b>1-20-21-100-5061</b>	Forensic Identification Supplies	0	1,667	1,667	10,000
			<b>1-20-21-100-5062</b>	Canine Unit Supplies	0	3,333	3,333	20,000
			<b>1-20-21-100-5063</b>	Critical Incident Response Team	0	5,000	5,000	30,000
			<b>1-20-21-100-5071</b>	Office Furniture Purchases	804	833	29	5,000
			<b>1-20-21-100-5073</b>	Equipment Purchases - Axon	11,398	20,000	8,602	120,000
			<b>1-20-21-100-5075</b>	Equipment Maint/Repair Supply	2,478	6,667	4,189	40,000
			<b>1-20-21-100-5580</b>	IT Systems	47,638	33,333	(14,305)	200,000
			<b>1-20-21-100-5700</b>	Vehicle Purchases	117,184	29,167	(88,018)	175,000
		Expense Total			1,859,405	3,699,067	1,839,662	22,194,400
	<b>210 RIDE</b>	Revenue	<b>1-20-21-210-2035</b>	RIDE Grant	0	(2,667)	(2,667)	(16,000)
		Revenue Total			0	(2,667)	(2,667)	(16,000)
	<b>211 CSP - Local</b>	Revenue	<b>1-20-21-211-2035</b>	CSP Grant - Local Priorities	0	(43,718)	(43,718)	(262,308)
		Revenue Total			0	(43,718)	(43,718)	(262,308)
		Expense	<b>1-20-21-211-3029</b>	Distributed Wages	0	43,718	43,718	262,308

21 Police Services	211 CSP - Local	Expense Total		0	43,718	43,718	262,308	
	212 CSP - Provincial	Revenue	1-20-21-212-2035	CSP Grant - Prov Priorities	0	(66,667)	(66,667)	(400,000)
		Revenue Total			0	(66,667)	(66,667)	(400,000)
		Expense	1-20-21-212-3029	Distributed Wages	0	66,667	66,667	400,000
	Expense Total			0	66,667	66,667	400,000	
	213 Dispatching	Revenue	1-20-21-213-2075	Aylmer Police Dispatching Revenue	0	(17,500)	(17,500)	(105,000)
		Revenue Total			0	(17,500)	(17,500)	(105,000)
	215 Victim Support	Revenue	1-20-21-215-2035	Victim Support Grant	0	(28,533)	(28,533)	(171,200)
		Revenue Total			0	(28,533)	(28,533)	(171,200)
		Expense	1-20-21-215-5012	VSG Expenditures	0	28,533	28,533	171,200
	Expense Total			0	28,533	28,533	171,200	
	218 CISO	Revenue	1-20-21-218-2031	CISO IFG Grant	0	(25,000)	(25,000)	(150,000)
			1-20-21-218-2035	CISO Membership Grant	0	(1,333)	(1,333)	(8,000)
		Revenue Total			0	(26,333)	(26,333)	(158,000)
		Expense	1-20-21-218-3029	Distributed Wages	0	13,770	13,770	82,619
			1-20-21-218-5010	CISO IFG Expenditures	41,207	11,230	(29,977)	67,381
			1-20-21-218-5012	CISO Membership Grant Expenditures	0	1,333	1,333	8,000
		Expense Total			41,207	26,333	(14,874)	158,000
	220 NG911	Revenue	1-20-21-220-2035	NG911 Special Project Grant	(311,607)	(10,387)	301,220	(62,321)
		Revenue Total			(311,607)	(10,387)	301,220	(62,321)
		Expense	1-20-21-220-3029	Distributed Wages	0	10,387	10,387	62,321
		1-20-21-220-5012	NG911 Special Project Expenditures	197,956	0	(197,956)	0	
	Expense Total			197,956	10,387	(187,569)	62,321	
	221 MCRT	Revenue	1-20-21-221-2035	MCRT Grant	0	(20,000)	(20,000)	(120,000)
		Revenue Total			0	(20,000)	(20,000)	(120,000)
		Expense	1-20-21-221-5012	MCRT Expenditures	114	20,000	19,886	120,000
Expense Total			114	20,000	19,886	120,000		

21 Police Services	221 MCRT								
	222 PAT	Revenue	1-20-21-222-2035	PAT Grant	0	(7,560)	(7,560)	(45,358)	
		Revenue Total			0	(7,560)	(7,560)	(45,358)	
		Expense	1-20-21-222-3029	Distributed Wages	0	6,343	6,343	38,058	
			1-20-21-222-5012	PAT Expenditures	0	1,217	1,217	7,300	
		Expense Total			0	7,560	7,560	45,358	
	223 BCWA	Revenue	1-20-21-223-2035	BCWA Grant	0	(13,920)	(13,920)	(83,521)	
		Revenue Total			0	(13,920)	(13,920)	(83,521)	
		Expense	1-20-21-223-3029	Distributed Wages	0	11,254	11,254	67,521	
			1-20-21-223-5012	BCWA Expenditures	0	2,667	2,667	16,000	
		Expense Total			0	13,920	13,920	83,521	
	800 Building	Expense	1-20-21-800-4063	Garbage Collection	206	1,167	961	7,000	
			1-20-21-800-4075	Service Contracts	2,754	5,833	3,080	35,000	
			1-20-21-800-4120	Janitorial Services	8,968	15,833	6,865	95,000	
			1-20-21-800-4141	Contracted Building Maintenance	4,916	9,167	4,251	55,000	
			1-20-21-800-4147	Operating Equip. Maint/Repair	0	1,667	1,667	10,000	
			1-20-21-800-5020	Building Maintenance Supplies	37	833	797	5,000	
			1-20-21-800-5410	Electricity (Hydro)	0	11,667	11,667	70,000	
			1-20-21-800-5415	Utilities - Water/Sewer	0	2,500	2,500	15,000	
			1-20-21-800-5421	Natural gas	0	1,667	1,667	10,000	
		Expense Total			16,880	50,333	33,453	302,000	
	21 Police Services Total					1,803,490	3,493,066	1,689,576	20,958,398
	22 PS Fleet	900 Vehicles	Expense	1-20-22-900-4145	Vehicle Repairs & Maintenance	1,090	45,833	44,744	275,000
Expense Total					1,090	45,833	44,744	275,000	
901 Vehicle 1		Expense	1-20-22-901-4145	Vehicle Repairs & Maintenance	163	0	(163)	0	
		Expense Total			163	0	(163)	0	
902 Vehicle 2		Expense	1-20-22-902-4145	Vehicle Repairs & Maintenance	35	0	(35)	0	
		Expense Total			35	0	(35)	0	
906 Vehicle 6		Expense	1-20-22-906-4145	Vehicle Repairs & Maintenance	1,001	0	(1,001)	0	

22 PS Fleet	906 Vehicle 6	Expense Total	1,001	0	(1,001)	0
	907 Vehicle 7	Expense 1-20-22-907-4145 Vehicle Repairs & Maintenance	1,175	0	(1,175)	0
		Expense Total	1,175	0	(1,175)	0
	908 Vehicle 8	Expense 1-20-22-908-4145 Vehicle Repairs & Maintenance	97	0	(97)	0
		Expense Total	97	0	(97)	0
	911 Vehicle 11	Expense 1-20-22-911-4145 Vehicle Repairs & Maintenance	222	0	(222)	0
		Expense Total	222	0	(222)	0
	914 Vehicle 14	Expense 1-20-22-914-4145 Vehicle Repairs & Maintenance	909	0	(909)	0
		Expense Total	909	0	(909)	0
	921	Expense 1-20-22-921-4145 Vehicle Repairs & Maintenance	988	0	(988)	0
		Expense Total	988	0	(988)	0
	923	Expense 1-20-22-923-4145 Vehicle Repairs & Maintenance	101	0	(101)	0
		Expense Total	101	0	(101)	0
	946 Vehicle 46	Expense 1-20-22-946-4145 Vehicle Repairs & Maintenance	240	0	(240)	0
		Expense Total	240	0	(240)	0
	951 Vehicle 51	Expense 1-20-22-951-4145 Vehicle Repairs & Maintenance	305	0	(305)	0
		Expense Total	305	0	(305)	0
	952 Vehicle 52	Expense 1-20-22-952-4145 Vehicle Repairs & Maintenance	1,417	0	(1,417)	0
		Expense Total	1,417	0	(1,417)	0
	961 Vehicle 61	Expense 1-20-22-961-4145 Vehicle Repairs & Maintenance	2,842	0	(2,842)	0
		Expense Total	2,842	0	(2,842)	0
	962 Vehicle 62	Expense 1-20-22-962-4145 Vehicle Repairs & Maintenance	43	0	(43)	0
		Expense Total	43	0	(43)	0
	964 Vehicle 64	Expense 1-20-22-964-4145 Vehicle Repairs & Maintenance	68	0	(68)	0
		Expense Total	68	0	(68)	0

22 PS Fleet	966 Vehicle 66	Expense	1-20-22-966-4145	Vehicle Repairs & Maintenance	311	0	(311)	0
		Expense Total			311	0	(311)	0
22 PS Fleet Total					11,007	45,833	34,827	275,000
23 PS Courthouse	100 General	Revenue	1-20-23-100-2035	CSPT Court Security Prisoner Trans. Grant	0	(133,333)	(133,333)	(800,000)
			1-20-23-100-2510	Courthouse Recoveries	0	(8,333)	(8,333)	(50,000)
		Revenue Total			0	(141,667)	(141,667)	(850,000)
		Expense	1-20-23-100-3010	Reg Full-time Salaries & Wages	45,306	93,530	48,223	561,177
			1-20-23-100-3011	Reg Part-time Salaries & Wages	24,545	64,448	39,903	386,690
			1-20-23-100-3090	Overtime	(217)	833	1,050	5,000
			1-20-23-100-3120	Statutory Benefits	7,476	8,760	1,284	52,561
			1-20-23-100-3130	Employer Benefits	7,582	12,410	4,829	74,461
			1-20-23-100-3135	OMERS	4,515	12,356	7,841	74,135
			1-20-23-100-4024	Employee Assistance Program	0	83	83	500
			1-20-23-100-4027	Police College Training	0	83	83	500
			1-20-23-100-4168	OPTIC	0	1,667	1,667	10,000
			1-20-23-100-4176	Operating Equipment Rent/Lease	0	833	833	5,000
			1-20-23-100-4240	Telephone/Fax Services	1,018	3,333	2,316	20,000
			1-20-23-100-4272	Printing	641	333	(308)	2,000
			1-20-23-100-5010	General Supplies	0	1,667	1,667	10,000
			1-20-23-100-5011	Office Supplies	298	417	119	2,500
			1-20-23-100-5040	Safety Supplies	535	333	(201)	2,000
			1-20-23-100-5045	Uniforms/Supplies	0	833	833	5,000
			1-20-23-100-5071	Office Furniture Purchases	0	167	167	1,000
			1-20-23-100-5075	Equipment	0	333	333	2,000
			1-20-23-100-5580	IT Systems	0	833	833	5,000
		Expense Total			91,699	203,254	111,555	1,219,524
23 PS Courthouse Total					91,699	61,587	(30,111)	369,524
24 PS Courthouse Fleet	100 General	Expense	1-20-24-100-4145	Vehicle Repairs & Maintenance	0	1,333	1,333	8,000
		Expense Total			0	1,333	1,333	8,000
24 PS Courthouse Fleet Total					0	1,333	1,333	8,000
Grand Total					1,905,403	3,604,794	1,699,390	21,628,762

# Review of Sexual Assault Investigations 2025



Submitted by:

Sergeant Jacob Beaton # 318

January 2026

## **Index**

**Page 3 - Objectives of the Review**

**Page 4 - Method**

**Page 5 - Incident Outcome Analysis 2025**

**Page 6 - Current Policies and Procedures Relating to Sexual Assaults**

**Page 7 - Objective Findings and Recommendations**

**Page 9 - Training and Recommendations**

**Page 11 - 2025 Update**



## Objectives of the Review

The purpose of this review is to ensure that the St. Thomas Police Service conducts comprehensive investigations into reported sexual assault cases, upholding the highest standards to protect victim's rights and ensure fair treatment throughout the process. Additionally, this review aims to confirm that the service's existing policies and procedures align with current legislation and established best practices. This assessment will examine incidents of sexual assault, domestic sexual assault and sexual offences against children reported to the St. Thomas Police Service in 2025. The key objectives of this review as follows:

- **Review of Policies:**  
Evaluate the existing policies governing the investigations of sexual assaults, domestic-related sexual assault, and sexual offences against children.
- **Mechanisms for Tracking Offences:**  
Recognize and assess the current mechanisms to track incidents of sexual assaults, particularly those related to domestic and child cases.
- **Incident Analysis:**  
Identify and analyze sexual assault incident outcomes, exploring the circumstances and contributing factors.

This report aims to provide insights into the current investigative policies and procedures, offering recommendations for change to further enhance the effective and sensitive approach taken by the St. Thomas Police Service during investigations.

## Method

This review was conducted by the supervisor of the Criminal Investigations Branch commencing in January of 2025. A review of sexual assault investigations occurs daily, monthly and yearly.

- A review of all sexual assaults, threshold and non-threshold offences, was conducted on an ongoing basis. The incidents that met the submission criteria were added to the Provincial Approved Software (Powercase) by trained users and a ViCLAS report (Violent Crime Linkage Analysis System) was completed.
- In 2025, the St. Thomas Police recorded 68 incidents that were investigated as sexual assault or attempted sexual assaults. This includes sexual assaults, invitation to sexual touching, sexual interference, and sexual exploitation. 64 of these incidents resulted in the submission to ViCLAS (Violent Crime Linkage Analysis System).
- Powercase is a crucial tool for managing Major Cases, including sexual offences. The St. Thomas Police Service reviews all sexual offences allegations to determine if they meet the criteria for entry into the ministry approved software. Powercase streamlines case management, enhances data analysis, and simplifies evidence disclosure, ensuring thorough and efficient investigations. This software supports all investigative stages, automatically linking similar entities and identifying patterns across cases. The software has built in analysis tools to provide clear visuals of relationships, helping investigators quickly assess investigation connections and advance their cases.
- In 2025, of the 68 incidents investigated as sexual assault or attempted sexual assault, 64 of those investigations were entered onto Powercase. The entries into Powercase include all victims, all persons that are suspected/accused/charges, all offence locations, and police reports relating to the incident. The completion of the Powercase materials ensures the St. Thomas Police are completing their part to share important information with other police agencies.
- The following are the charge statistics for 2025:
  - 34 charges of sexual assault laid in 2025.
  - 0 charges of aggravated sexual assault.
  - 0 charges of sexual assault with a weapon.
  - 12 charges of sexual interference (child sex offence).

- 1 charge of invitation to sexual touching (child sex offence).
- 0 charges of sexual exploitation (child sex offence).
- 1 charge of luring a person under 16.
- 1 charge of Makes, Prints, Publishes or Possesses for the Purpose of Publication of any child sexual abuse and exploitation material.
- 3 charges of voyeurism.
- 6 charges of indecent acts.

There were 8 online sexual assault forms submitted to the St. Thomas Police Service in 2025.

### **Incident Outcome Analysis 2025**

A comprehensive review was conducted regarding the outcome of all sexual assault and sexual related offences, and the following was noted:

- Out of 64 investigations analyzed, 37 resulted in laying criminal charges, accounting for 50.00 % of all sexual-related offence investigations.
- Additionally, 19 investigations resulted with the victim/complainant declining to proceed, accounting for 25.7 % of sexual-related offences.
- Furthermore, in 18 investigations, resulted with insufficient evidence to proceed with criminal charges, accounting for 24.3% of sexual-related offences.

## **Current Policies and Procedures Relating to Sexual Assault Investigations**

The following policies and procedures have been implemented by the St. Thomas Police Service for reports of sexual assault, domestic sexual assaults and sexual offences against children.

- LE-006 Criminal Investigation Management Plan
- LE-020 Collection, Preservation & Control of Evidence
- LE-021 Elder and Vulnerable Adult Abuse
- LE-024 Domestic Violence Occurrences
- LE-027 Child Abuse and Neglect
- LE-034 Sexual Assault Investigations
- LE-036 Child Pornography & Internet Child Exploitation
- LE-046 Sexual Offender Registry
- PR-11 DNA
- PR-48 Victim's Rights
- PR-49 ViCLAS
- PR-80 Human Trafficking
- VA-001 Witness Assistance

## **Objective Findings and Recommendations**

### **Objective 1:**

To review related policies and procedures.

#### **Findings:**

The policies and procedures relating to sexual assault investigations maintain their relevance for members of the St. Thomas Police Service. These policies were reviewed by the supervisor of Criminal Investigations in 2025. Additionally, members of the St. Thomas Police Service, including members of criminal investigations, underwent training on Sexual Assault and Intimate Partner Violence.

The service continues to work closely with community partners and has established a new partnership for 2026 with Changing Ways to assist intimate partner violence within the City of St. Thomas.

#### **Recommendations:**

All members of the criminal investigations and all supervisors continue to attend the intimate partner violence course provided by the Ontario Police College.

Establish a strong partnership with Changing Ways in 2026 to assist in the prevention of intimate partner violence.

### **Objective 2:**

Tracking Mechanisms

#### **Findings:**

Reported sexual assaults are tracked through the NICHE Records Management System (RMS). These incidents are then put into Powercase and a ViCLAS is completed if the investigation meets the proper classification criteria.

**Recommendations:**

All reported incidents for 2025 were analyzed on an ongoing (daily) basis throughout the year to ensure accuracy. These incidents were found to be categorized correctly through the use of NICHE, ViCLAS and Powercase. It is recommended to continue the current protocol where the supervisor of CIB communicates monthly with a civilian member of police records to ensure accurate classification of occurrences on the NICHE database.

**Objective 3:**

Incident Analysis

**Findings:**

No incidents were cleared as “unfounded” in 2025. Incident outcomes included criminal charges, the victim/complainant declining to proceed, or insufficient evidence was found to support criminal charges.

**Recommendations:**

There are no recommendations identified.

## **Training**

Sexual assault investigation training is incorporated at the recruit level. Adequacy levels are tracked by coach officers and approved by the recruit's direct supervisor. A component of a recruit's training is designated for sexual assault investigations.

All threshold offences (serious offences) are reassigned to the Criminal Investigations Branch as per the Criminal Investigations Management Plan. All members of Criminal Investigations have completed the Sexual Assault Investigations course as of January 2026.

All members of the unit are provided with additional training courses including Offences Against Children, Human Trafficking and Major Case Management.

Designated members of the unit participate in "community partner" committees including the high-risk domestic offender committee. These committees were created and designed to bring together community partners to address these serious cases.

In 2025, the Sergeant of CIB took on the role as the supervisor of the Sexual Offender Registry. The Sergeant received additional training for this new role and is responsible for the ongoing monitoring of convicted sexual offenders within the City of St. Thomas.

## **Recommendations**

- Ensure all police officers receive continuous and ongoing training relating to Sexual Offences. (Courses, Conferences, and Community Partnerships). Ongoing training is essential to staying current and networking with other agencies.
- Ensure members of the Criminal Investigation Branch receive further training opportunities that is trauma informed. Members of CIB will continue to receive training in intimate partner violence, interviewing, and child offences that is trauma informed in 2026.
- Prioritize and support ongoing professional development initiatives for members of CIB. This will ensure CIB members are aware of the latest investigative techniques and best practices. Additionally, periodic evaluations and feedback can be implemented by supervisors and fellow members to gauge the direct impact of training on the investigative outcome.

- Continue to have the Criminal Investigations Supervisor complete a daily oversight to all sexual offence investigations and continue to track these investigations accordingly.



## 2025 Update

In 2025, members of the Criminal Investigations Branch actively engaged in specialized training courses to increase their abilities in key investigative areas. The diverse list of courses included:

**Major Case Management** – Providing officers with comprehensive skill and strategies essential for handling major and complex cases.

**Sexual Assault Investigations** – Specialized training to enhance understanding, sensitivity, and investigative technique related to sexual assault cases with a trauma informed approach.

**Domestic Violence Investigations** – Training aimed at improving responses to domestic violence cases, with an emphasis on victim support.

**Powercase Investigations** – Focused on the use and application of the Ministry Approved Software for complex major cases.

All members of CIB have completed the mandatory sexual assault investigators course.

The knowledge gained from these courses transfers into improved investigative capabilities for CIB members. This training enhances CIB's ability to conduct thorough, efficient, and trauma informed investigations.

This report reflects the commitment of the St. Thomas Police service and its goal for continue growth and excellence in investigations. The courses acquired provide the ability to effectively navigate the evolving challenges of policing and provide a trauma informed approach.

# St. Thomas Police Service

## 2025 Annual Stats

### Number of Incidents:

INCIDENTS	2021	2022	2023	2024	2025	Variance 2024-2025
TOTAL	21924	20682	22628	24059	24345	+ 1.2 %

### E911 Calls for St. Thomas (PPSAP):

AGENCY	2021	2022	2023	2024	2025	Variance 2024-2025
Police (STPS)	6065	5837	7268	6137	6604	+7.61 %
Fire (STFD)	385	444	433	484	447	-7.64 %
Ambulance	5103	5723	5784	6260	6109	-2.41 %
YEARLY TOTALS ALL 911 CALLS (PPSAP)	14137	14455	16718	15260	15886	+4.1%

### Number of Arrests:

ARRESTS	2021	2022	2023	2024	2025	Variance 2024-2025
TOTAL	1758	1988	2143	2180	2320	+ 6.4 %
PRISONER TOTALS AT ECC	1704	2289	2675	3418	3083	-9.8 %

\*These figures represent STPS, OPP and APS court appearances via in-person, audio, and video.

**Number of Criminal Charges:**

CRIMINAL CHARGES	2021	2022	2023	2024	2025	Variance 2024-2025
TOTAL	1853	2175	1748	1803	2334	+29.5 %

**Crimes of Violence:**

OFFENCES	2021	2022	2023	2024	2025	Variance 2024-2025
Homicides	0	0	1 (attempt)	2	1	-50%
Robbery	7	12	10	15	10	-33.3%
Assaults (non-sexual)	253	239	240	310	305	-1.6 %
CDSA Offences	117	144	109	87	149	+71.2 %

**Crimes Against Property:**

OFFENCES	2021	2022	2023	2024	2025	Variance 2024-2025
B/E	238	271	347	164	185	+12.8 %
Thefts Possession/Stolen Property	842	1061	1095	960	1099	+14.4 %
Frauds	140	178	141	239	224	- 6.8 %
Arsons	10	15	*36	22	16	-27.2 %
Mischiefs	340	335	353	273	288	+ 5.4 %

\*increase in retail thefts were seen in 2025

**Criminal Driving Offences:**

OFFENCES / INCIDENTS	2021	2022	2023	2024	2025	Variance 2024-2025
Impaired Driving (alcohol)	30	40	47	44	34	-22.7 %
*Impaired Driving (drug)	3	3	0	1	1	0 %
Impaired Driving (Alcohol and Drug)	29	31	37	34	33	-2.9 %
Refuse Breath Sample	0	1	0	0	0	0%
Disqualified Driving	25	21	28	15	17	+13.3 %
RIDE Checkpoints	31	78	36	75	54	-28 %
Roadside Screening Tests	47	46	31	57	110	+92.9 %
SFST	15	7	10	12	32	+166.6 %

### **Bail Violations:**

OFFENCES / INCIDENTS	2021	2022	2023	2024	2025	Variance 2024-2025
Bail Violation Charges	243	253	259	216	233	+7.87 %
Compliance Checks - ILPCAS	157	133	14	87	174	+100 %

### **Weapons Offences:**

INCIDENTS / OFFENCES	2021	2022	2023	2024	2025	Variance 2024-2025
Weapons Offences	15	20	21	28	27	-3.6 %

\*Weapons offences committed in 2025, primarily included; The possession, use of or threats of edged weapons and weapons of opportunity

### **Provincial Offences:**

OFFENCES	2021	2022	2023	2024	2025	Variance 2024-2025
Highway Traffic Act	3490	3591	3223	2338	2814	+20.3 %
Liquor Licence Act	67	52	56	55	60	+9 %
Parking violations	151	27	19	0	20	20 tickets

\*City Bylaw personnel managed the majority of parking enforcement since 2022. This arrangement has allowed STPS frontline officers to focus on core functions and traffic safety measures.

### **Motor Vehicle Collisions:**

INCIDENTS	2021	2022	2023	2024	2025	Variance 2024-2025
Fatal MVC's	1	1	1	2	0	-100 %
Reportable MVC's (w/o injuries)	196	258	209	414	361	-12.8 %
Reportable MVC's (w/injuries)	34	64	46	66	72	+9 %

\*There were no fatalities reported in 2025, there was a downward trend on reportable MVC's without injuries, however a slight increase in reportable injuries with injuries. The population growth and number of vehicles travelling the roads in the community has been on the rise which could explain the increase of 6 additional MVC's with injury.

**Sexual Offences:**

INCIDENTS / OFFENCES	2021	2022	2023	2024	2025	Variance 2024-2025
Sexual Assault incidents (reported)	32	58	64	52	68	+30.78 %
Sexual Assault incidents – UNFOUNDED	0	0	0	0	0	-
Sexual Assault incidents w/charges	6	20	24	21	27	+28.57
Invitation to Sex. Touching	2	5	1	5	1	- 80 %
Sexual Exploitation	0	1	2	0	1	+100 %
Sexual Interference	6	9	10	9	9	-10 %
Aggravated Sexual Assaults	0	0	1	0	0	-
Sexual Assaults w/weapon	0	0	0	0	0	-

**Forensic Computer Analysis:**

INCIDENTS / OFFENCES	2021	2022	2023	2024	2025	Variance 2024-2025
Total Intake	244	118	133	201	267	+32.84 %
TOTAL DEVICES Examined in 2025	244	188	95	130	267	+ 105.38 %
*Devices carried to the next calendar year			38	71	0	-
Incidents involved (including CCTV Collection, Conversion and Enhancement)	57	49	34	58 (104)	194	+86.53 %
Criminal Charges resulting from forensic analysis	180	184	186	256	323	+26.17 %
Total Successfully Extracted Devices (software limitations)		78	73	105	129	+ 22.86 %
*Total Size of Examined Data in GB		3,358.72	3,768.32	10,410.2	14,597.68	+40.22 %

\*There were no carried over device analysis into the next year as two members are successfully keeping up with the requests to analyze devices.



### Intimate Partner Violence;

INCIDENTS / OFFENCES	2021	2022	2023	2024	2025	Variance 2024-2025
Intimate Partner Violence Incidents	684	683	748	761	782	+ 2.7 %
IPV related charges	132	169	221	308	399	+29.55 %

\*Enhanced IPV / GBV unit has conducted reviews and follow ups ensuring accountability for the those involved in these criminal incidents. The increase in charges is significantly higher than the increase in incidents. Charging multiple offenses from a single incident. Increased awareness of IPV resources and rights can lead to victim participation.

### Mental Health Analysis;

INCIDENTS	2021	2022	2023	2024	2025	Variance 2024-2025
MHA Apprehensions	272	275	372	329	285	-13.3 %
Hours spent at STEGH (apprehensions)	286	298.3	510.5	493.6	409	-17.1 %
Cost (officer wage at STEGH with apprehension)	\$29,099.04	\$31,088.95	\$52,257.92	\$51,110.45	\$46,919.00	-\$4191.45
Wait times at STEGH (hrs)	1.1	1.3	1.37	1.4	1.41	+0.7 %
Incidents categorized as involving MH	2173	1764	2639	2282	2211	-3.11 %
Incidents that MOST attended	668	462	516	498	589	-8.2 %
After the fact MOST attendance	322	197	203	169	162	-4.14 %
MOST referrals to community supports	152	836	627	793	529	-33.29 %
Number of adults supported by MOST	821	806	551	600	597	-0.5 %

### 2025 QUARTERLY DATA FOR OFFICER WAIT-TIMES (HOURS) AT STEGH

Q1 = 118.7 officer hours spent at STEGH (Q1 2024 =104.5 hrs)

Q2 = 110.2 officer hours spent at STEGH (Q2 2024 = 105.5 hrs)

Q3 = 74.3 officer hours spent at STEGH (Q3 2024 = 109.5 hrs)

Q4 = 106 officer hours spent at STEGH (Q4 2024 = 138 hrs)

**\*409.2 hrs at STEGH in 2025;      \*457.5 hrs at STEGH in 2024;**



## St. Thomas Police Service Impaired incidents:

Number of DREs:	5
Number of DRE instructors:	1
Number of DRE evaluations in 2025	13
Intoxilyzer 9000 Qualified in 2024	9
Number of Breath tests conducted in 2025	44
Number of Breath tests conducted for OPP/Aylmer	4 (3 OPP and 1 APS)
Total number of breath tests	48
Total number of R.I.D.E programs run	54

In accordance with O.Reg.182/19 under the *Missing Persons Act, 2018* the contents included in this report must be prepared by April 1 of each year, and made publicly available by June 1 of each year.

## Data Collection

### Period of data collection

Start Date (yyyy/mm/dd)

2025/01/01

End Date (yyyy/mm/dd)

2025/12/31

Name of Police Force

St. Thomas Police Service

### Detachment Location (if applicable)

Unit Number

Street Number

Street Name

PO Box

45

CASO Crossing

City/Town

St. Thomas

Province

ON

Postal Code

N5R 0G7

Total Number of Urgent Demands made

21

Number of Missing Persons Investigations in which a demand was made

### Types of records specified in the urgent demands and total number of times that each type of record was included in the urgent demands

Records	Description	Total number of times demanded
Records containing contact information or other identifying information		1
Photos, videos, or other records containing visual representation		
Records of telecommunications or records that contain other electronic communications information, including information about signals related to a person's location		16
Records of employment information		
Records of personal health information within the meaning of the <i>Personal Health Information Protection Act, 2004</i>		1
Records related to services received from a service provider as defined in subsection 2(1) of the <i>Child, Youth and Family Services Act, 2017</i>		
Records that related to a student of an educational institution		
Records containing travel and accommodation information		



Records	Description	Total number of times demanded
Records of financial information	Banking records for missing persons	3
Other records		

Save Form

Print Form

Clear Form

# Citizen on Patrol- 2025 summary

## New members (class of April):

1. Logan Savoy
2. Tristan Wardle
3. Tom Kharga
4. Dominick Berwick

## Events/Training attended in 2025:

1. Platoon Use of Force Training (*January, March & April x2*)
2. Polar Plunge (*February*)
3. St. Thomas Kinsmen Annual Easter Egg Hunt (*April*)
4. STEGH IRD training scenario (*May*)
5. CrimeStoppers Golf Tournament- Kettle Creek Golf Course (*June*)
6. Night Market in the Park (*June*)
7. Annual Inclusion BBQ (*July*)
8. Boredom Busters (*July/August*)
9. Walmart Stuff the Cruiser- Back to School Drive (*August*)
10. Railway City Music & Arts Festival (*August*)
11. Special Olympics Torch Run + BBQ (*September*)
12. Oktoberfest (*September*)
13. Railway City Road Race (*September*)
14. Remembrance Day Ceremony (*November*)
15. Stuff the Cruiser + Santa Claus Parade (*November*)

## Monthly Meeting presenters:

*Sgt Lauziere- Impaired Driving*

*Cst Wesson- CIRT*

*Cst Beech- K9*

Car= *Mobile patrols in COP van*

Foot= *Foot/bicycle patrols*

Training/meeting= *any training or meetings (general or every 2 months)*

Event= *Static events (community events) where COP members and/or COP van present*

## **2025 totals**

January- 120hrs total- 66 car, 16 foot, 38 training

February- 116.5hrs total- 90 car, 22 foot, 4.5 event

March- 136hrs total- 87 car, 22 foot, 27 training

April- 196hrs total- 109 car, 20 foot, 7.5 event, 59.5 training

May- 139hrs total- 109 car, 20 foot, 10 training

June- 95.5hrs total- 62 car, 20 foot, 9.5 event, 4 training

July- 71.5hrs total- 44 car, 20 foot, 7.5 event

August- 113.5hrs total- 74 car, 12 foot, 14 event, 13.5 training

September- 93.5hrs total- 55 car, 12 foot, 21.5 event, 5 training

October- 108hrs total- 84 car, 18 foot, 6 training

November- 90.5hrs total- 37.5 car, 16 foot, 37 event

December- 80hrs total- 48 car, 32 foot

**Total Mobile: 865.5hrs**

**Total Foot: 230hrs**

**Total Events: 101.5hrs**

**Total Training: 163hrs**

**Grand total member hours in 2025: 1360hrs**

**Total in 2024: 1015hrs**

# St. Thomas Police Service

## January 1<sup>st</sup> – December 31<sup>st</sup> 2025 Collision Statistics

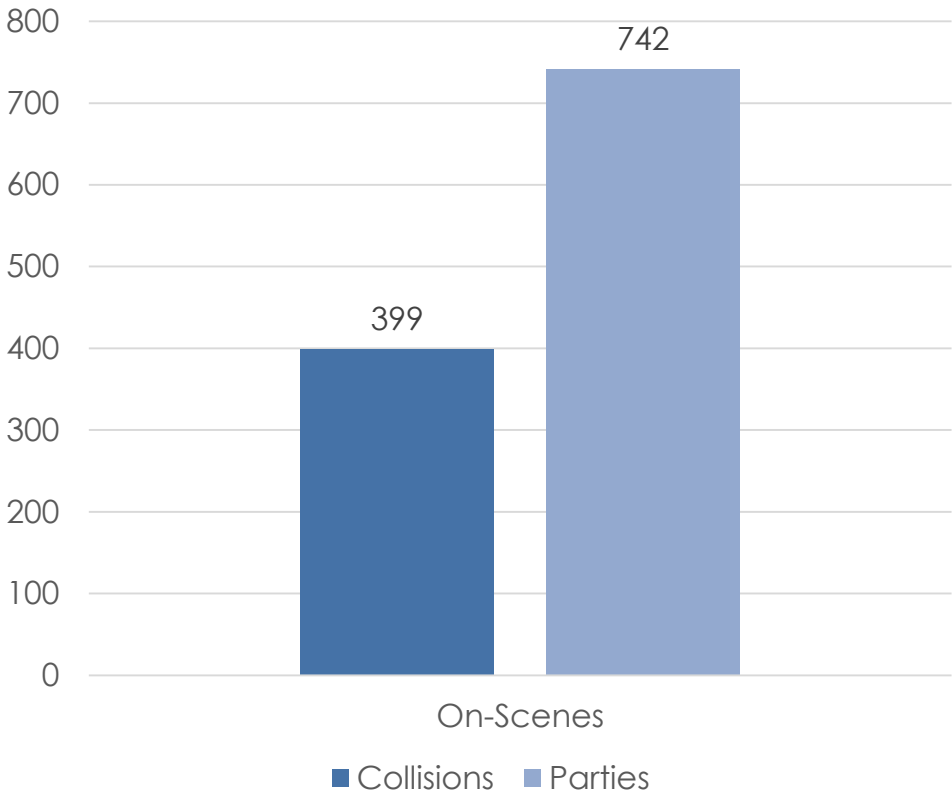


**Accident**  
Support Services International Ltd.

# Collision Statistics Breakdown

Collision Type	Total Collisions
On-Scene Collisions	399

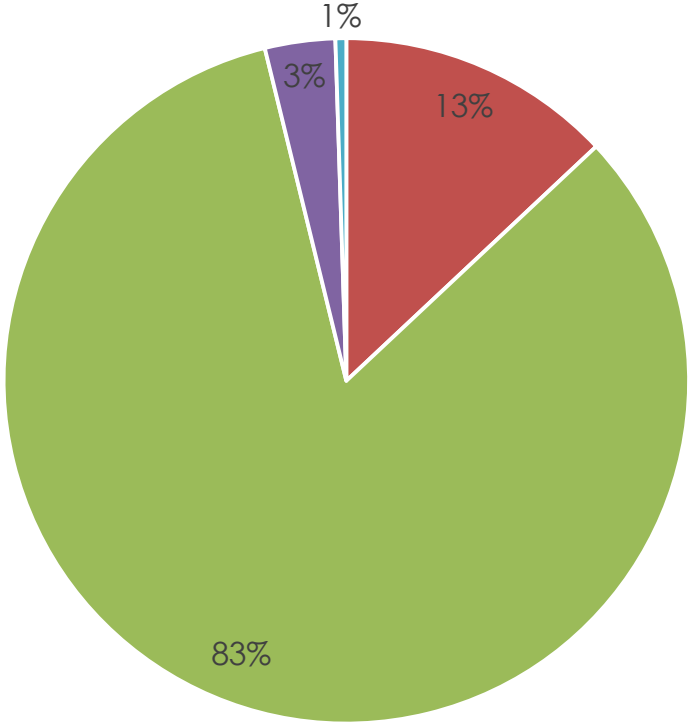
Collision Type	Total Parties (Vehicles Reported)
On-Scene Parties	742



# Classification of Collisions

On-Scenes Only

Classification of Collision	Number of Collisions
Fatal Injury	0
Non-Fatal Injury	51
P.D Only	326
Non-Reportable	13
Other	2



■ Fatal Injury ■ Non-Fatal Injury ■ P.D Only ■ Non-Reportable ■ Other

\*Breakdown of 401 Classification type is determined by Box 42; blanks not included in total

# Sequence of Events

Sequence of Events	Total Parties
Other Wild Animal	1
Other Motor Vehicle	844
Unattended Vehicle	107
Pedestrian	102
Cyclist	9
Deer	11
Ran Off Road	18
Skidding/Sliding	23
Snow/Ice	3
Auto Parts	1
Cable Guide Rail	3
Concrete Guide Rail	2
Steel Guide Rail	4
Pole (Utility, Tower)	12
Pole (Sign, Parking Meter)	9
Fence/Noise Barrier	4
Curb	7
Building/Wall	12
Construction Marker	1
Raised Median	1
Sign	8
Other (Other Events)	1
Other Fixed Object	3

Please note: there may be a slight discrepancy in totals for collisions as this is a per vehicle field.

On-Scenes

# ALL COLLISION DATA



**Drivers with improper licences:** Total Incidents: 13

**Drivers with suspended licences:** Total Incidents: 13

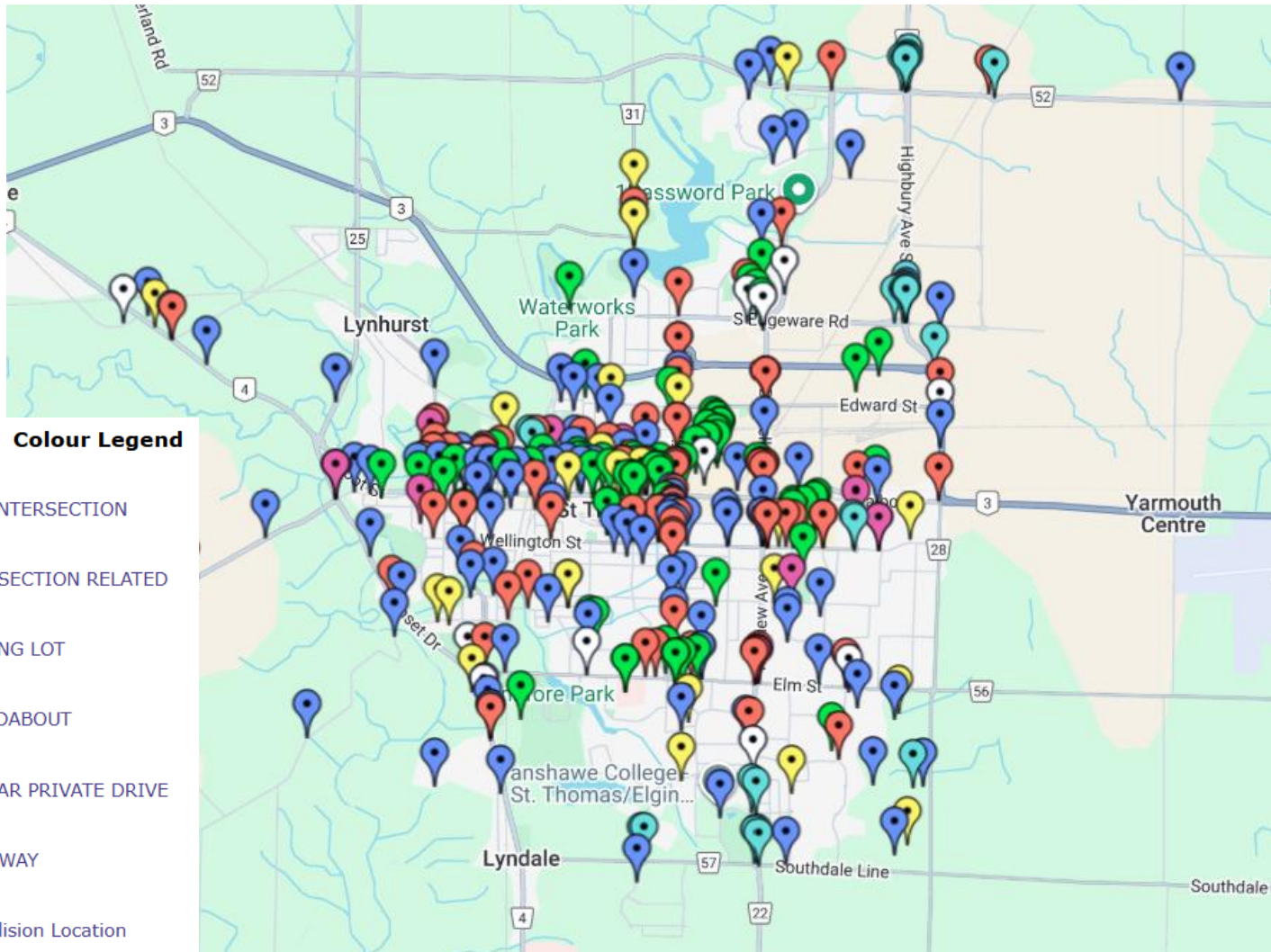
**Collisions reported on roads that were under repair or construction:** Total Incidents: 1

**Breathalyzers Administered:** Total Incidents: 16

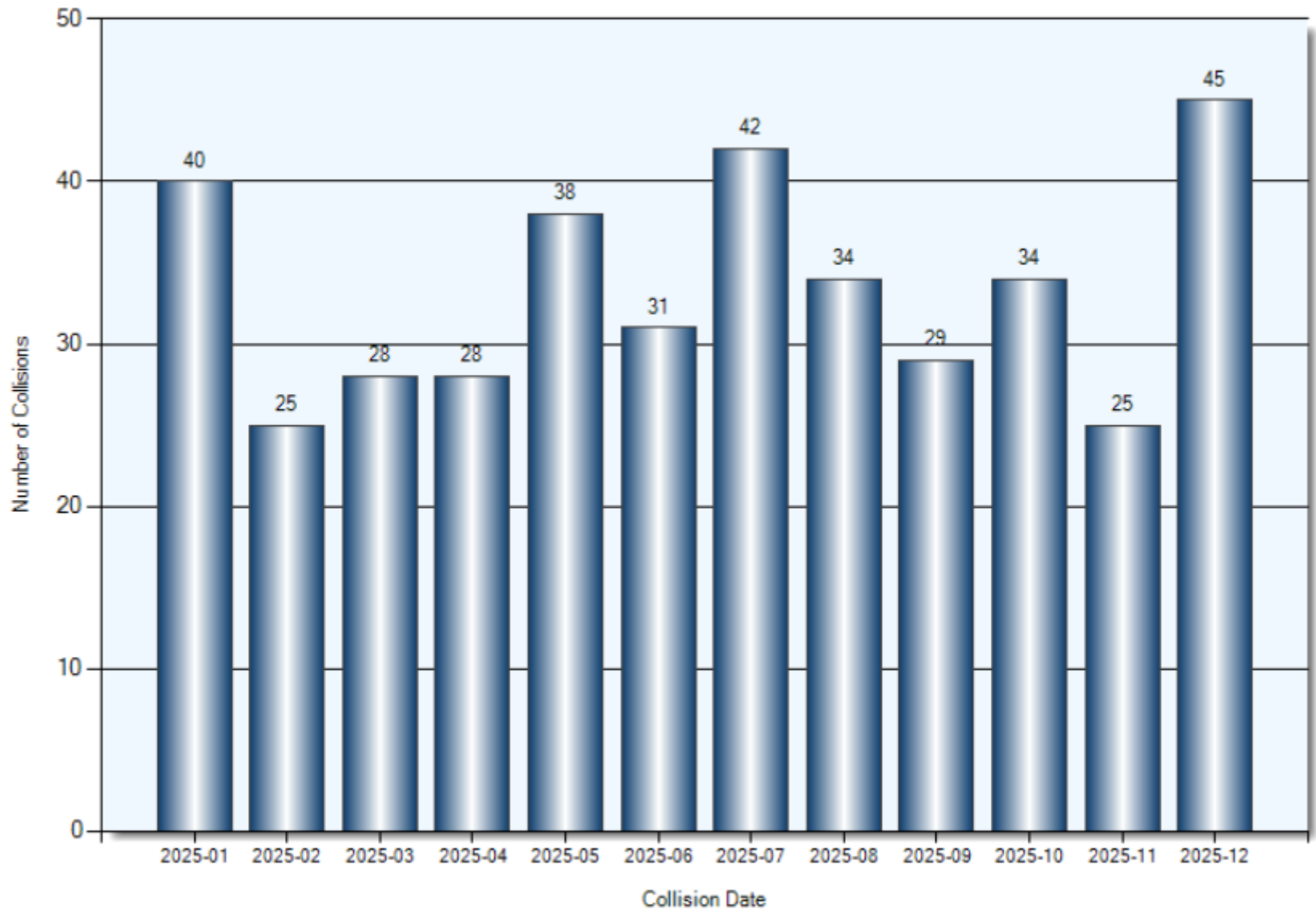


# Collision Locations

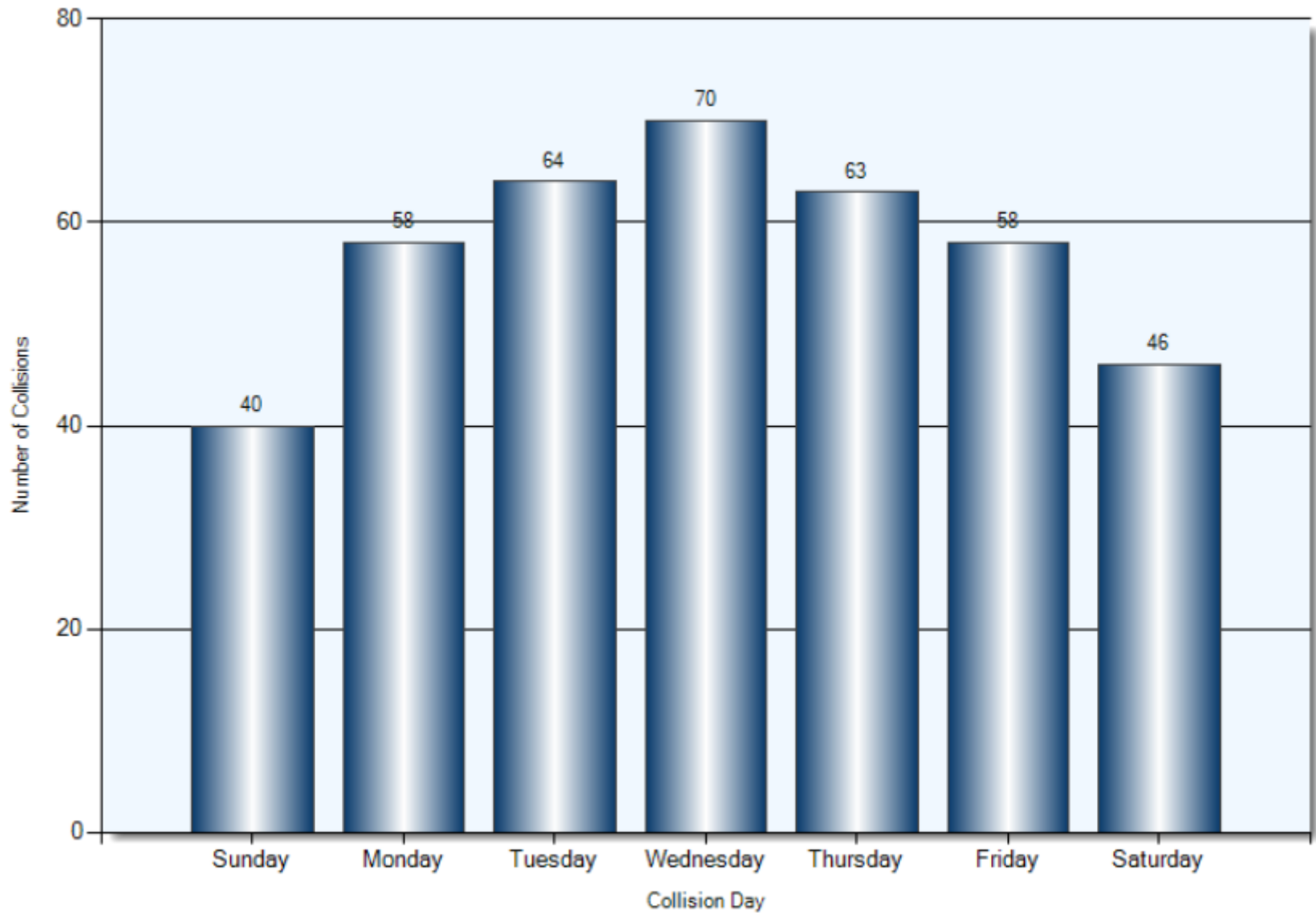
Total Incidents: 399 | Total Parties: 742



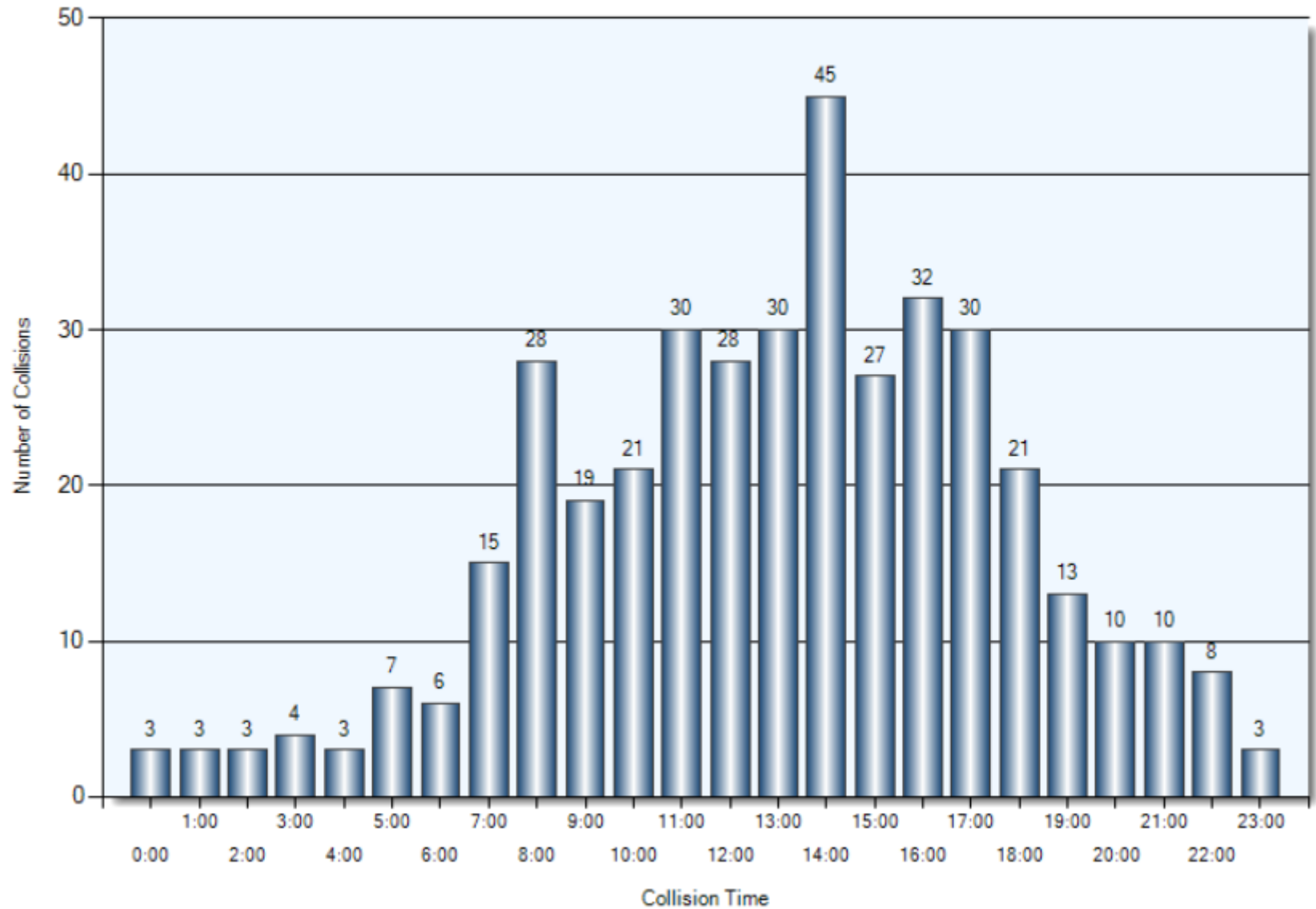
# Collision Date



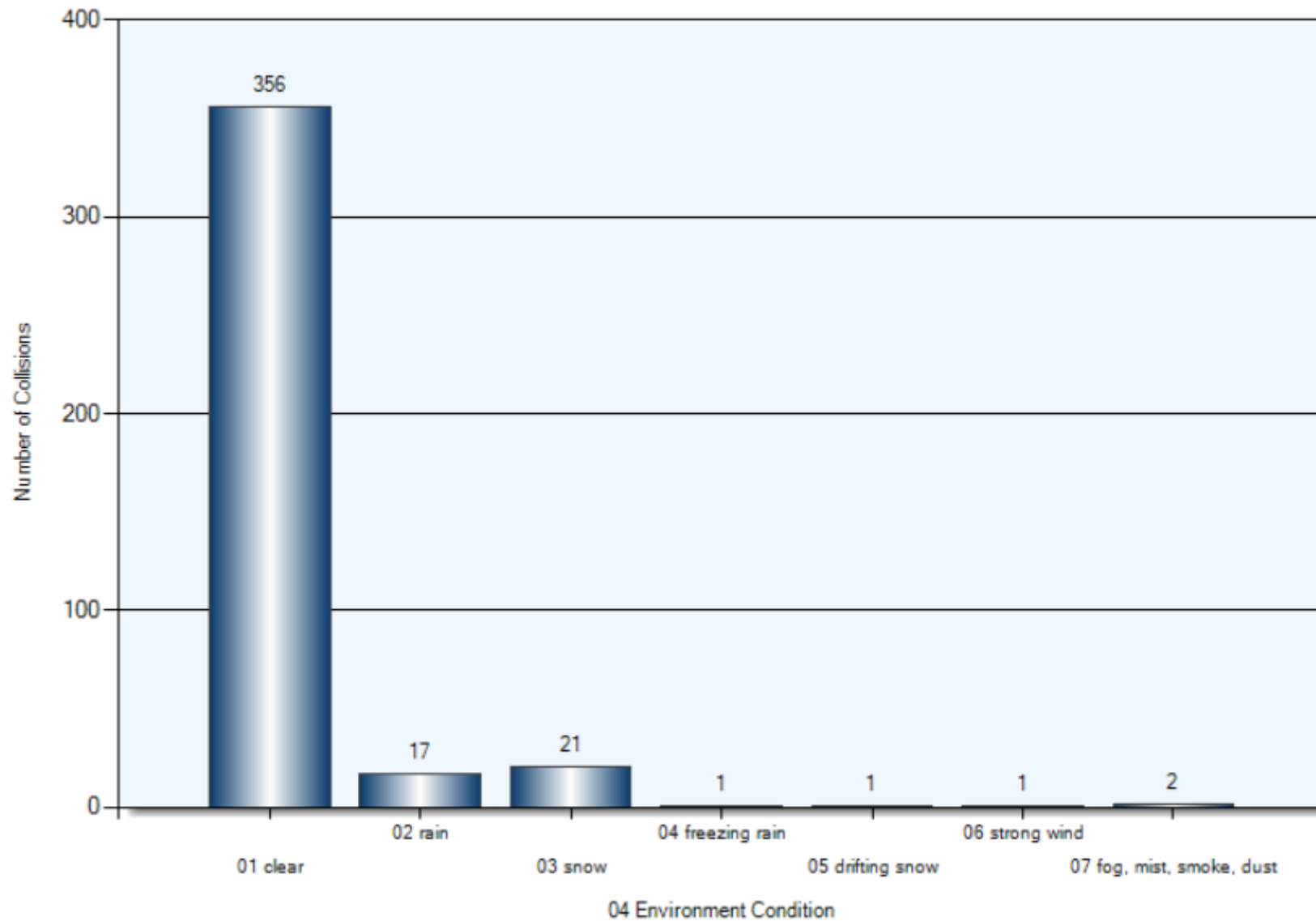
# Collision Day



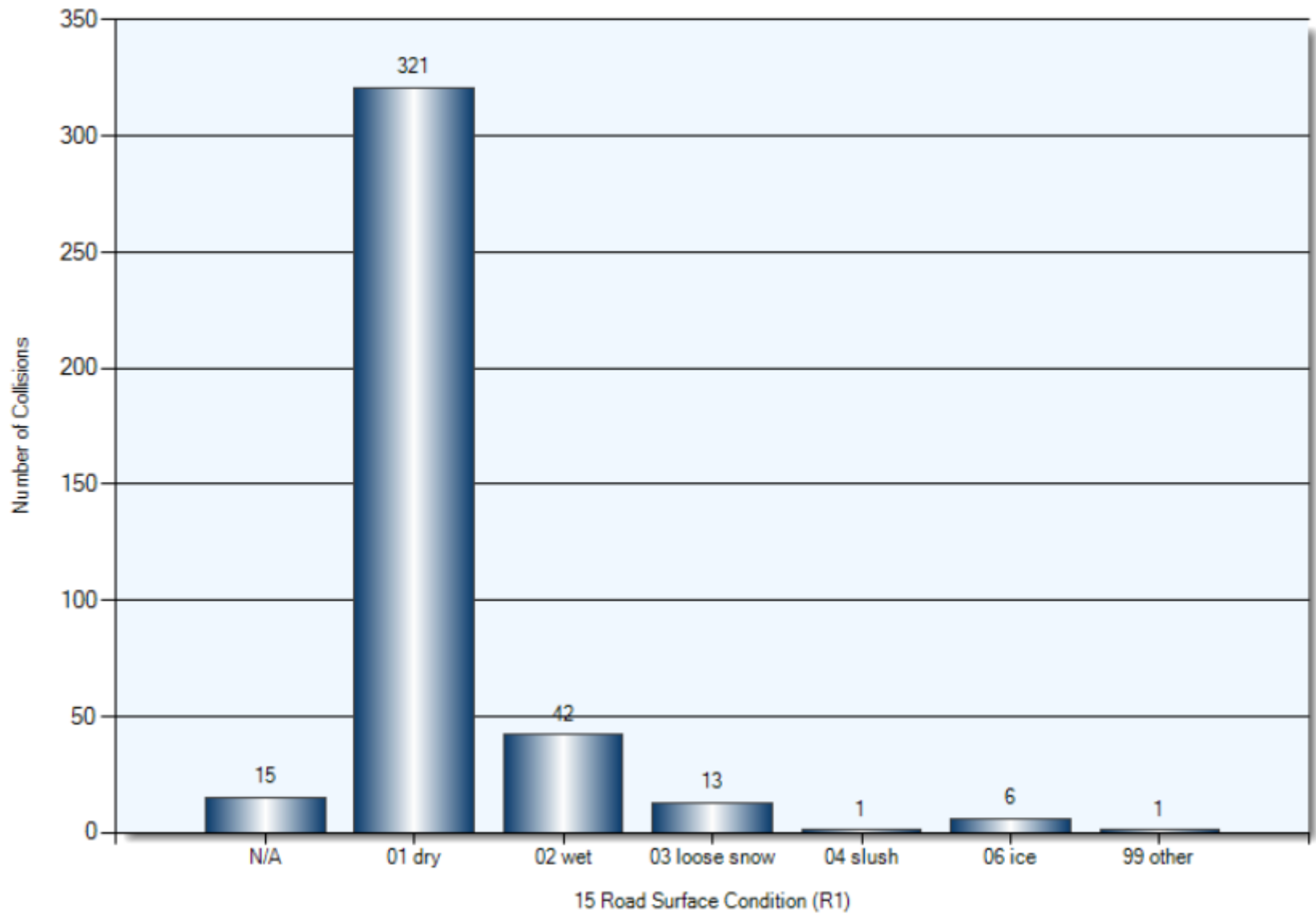
# Collision Times



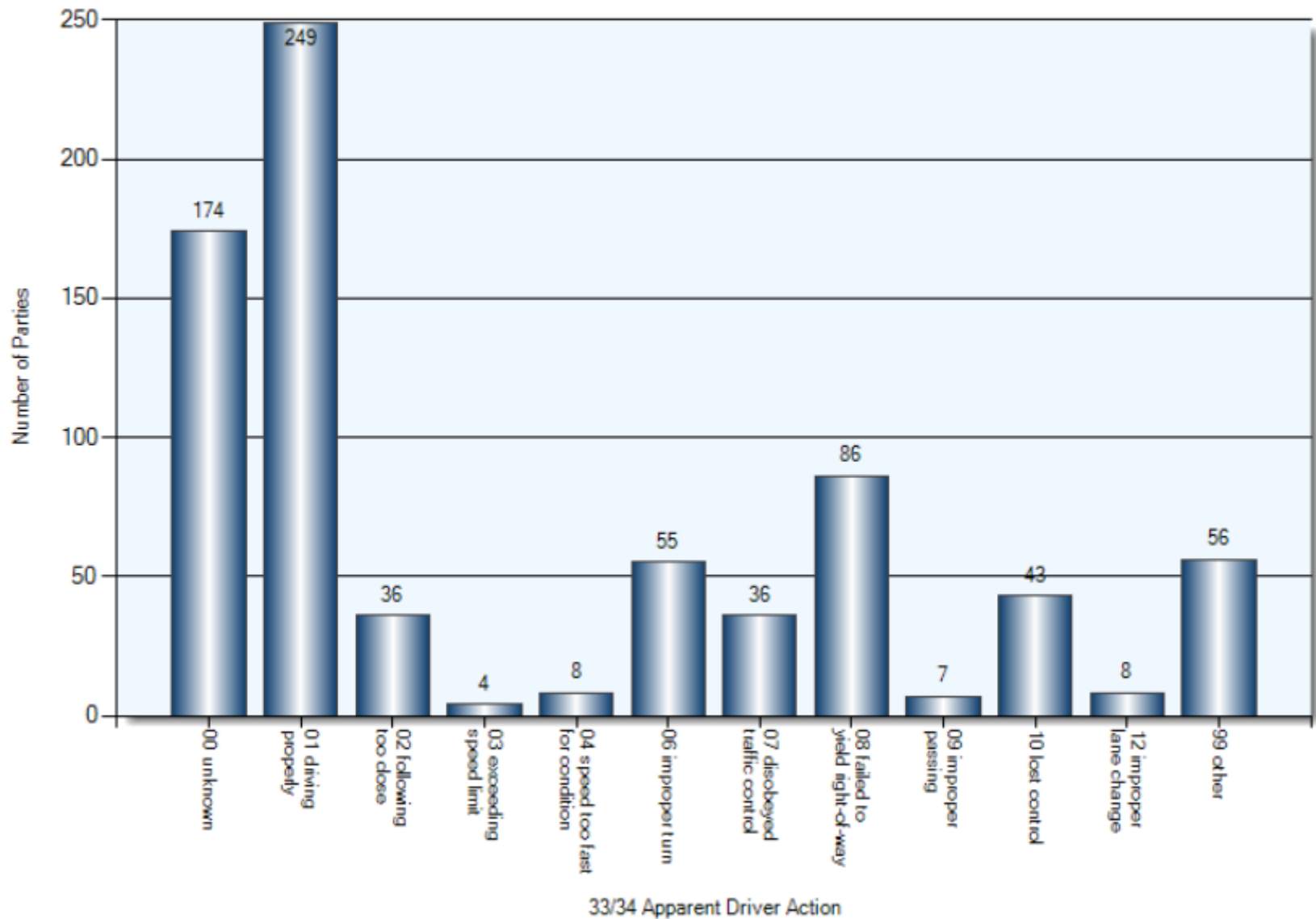
# Environmental Conditions



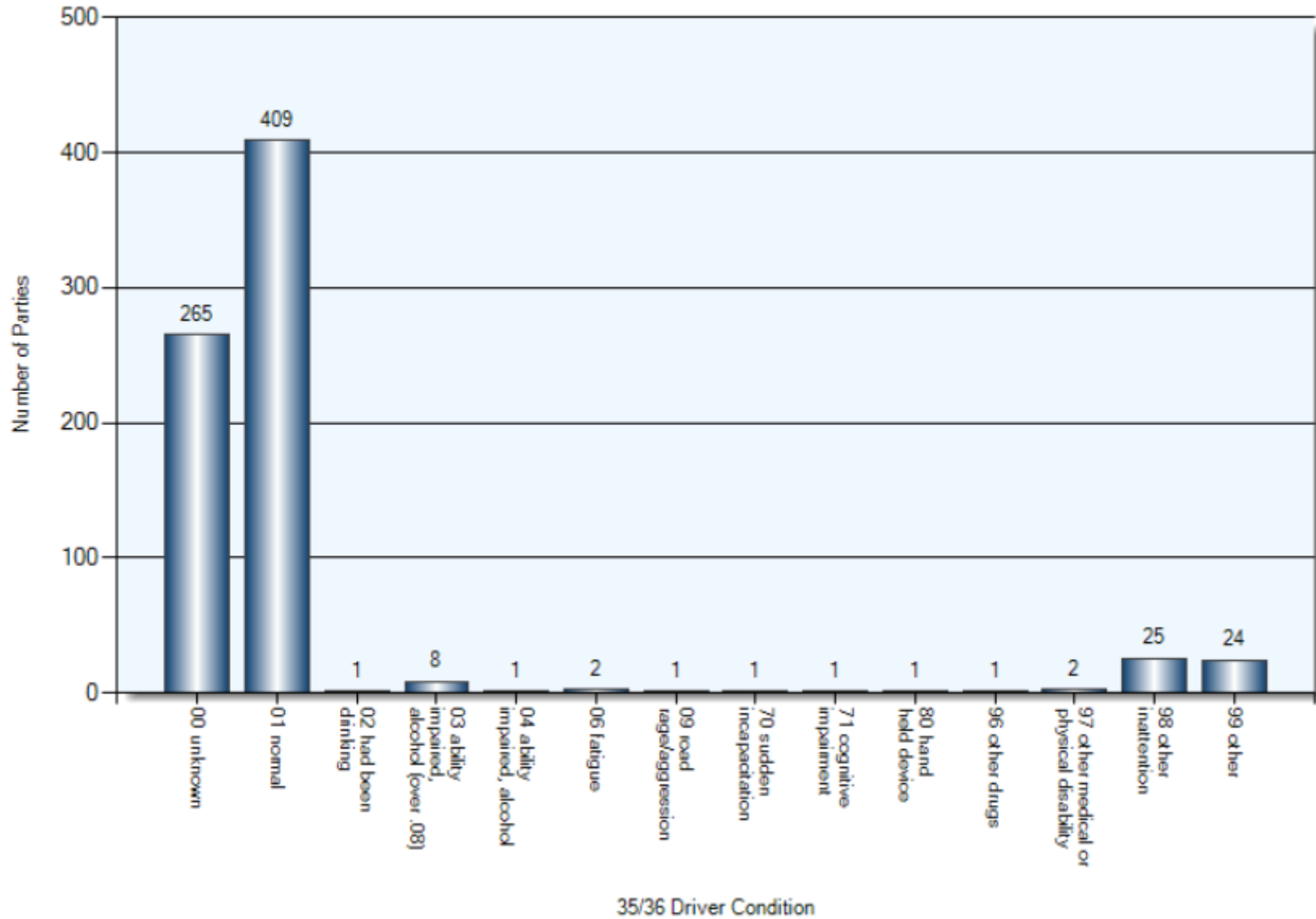
# Road Surface Conditions



# Specified Driver Actions



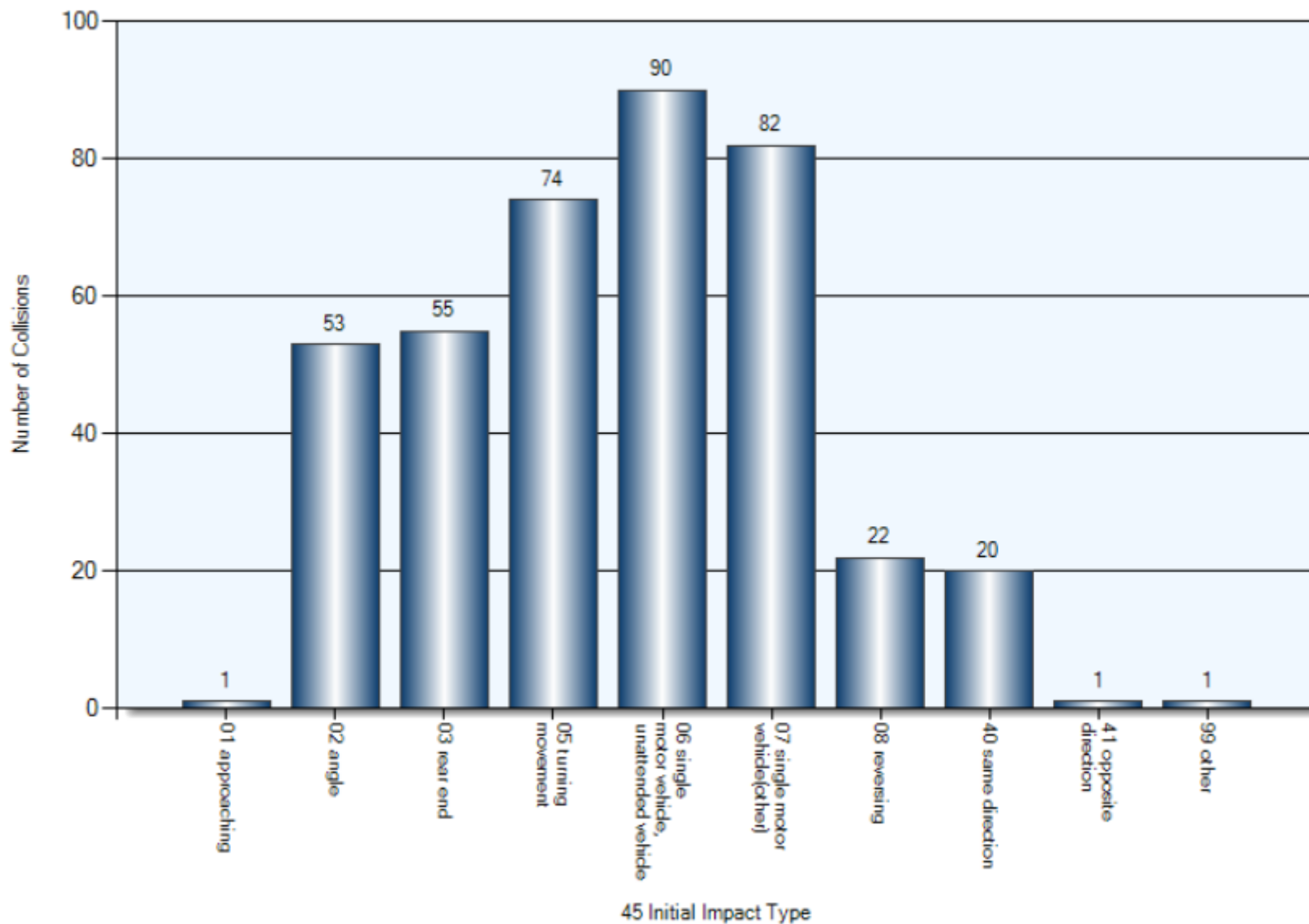
# Specified Driver Conditions



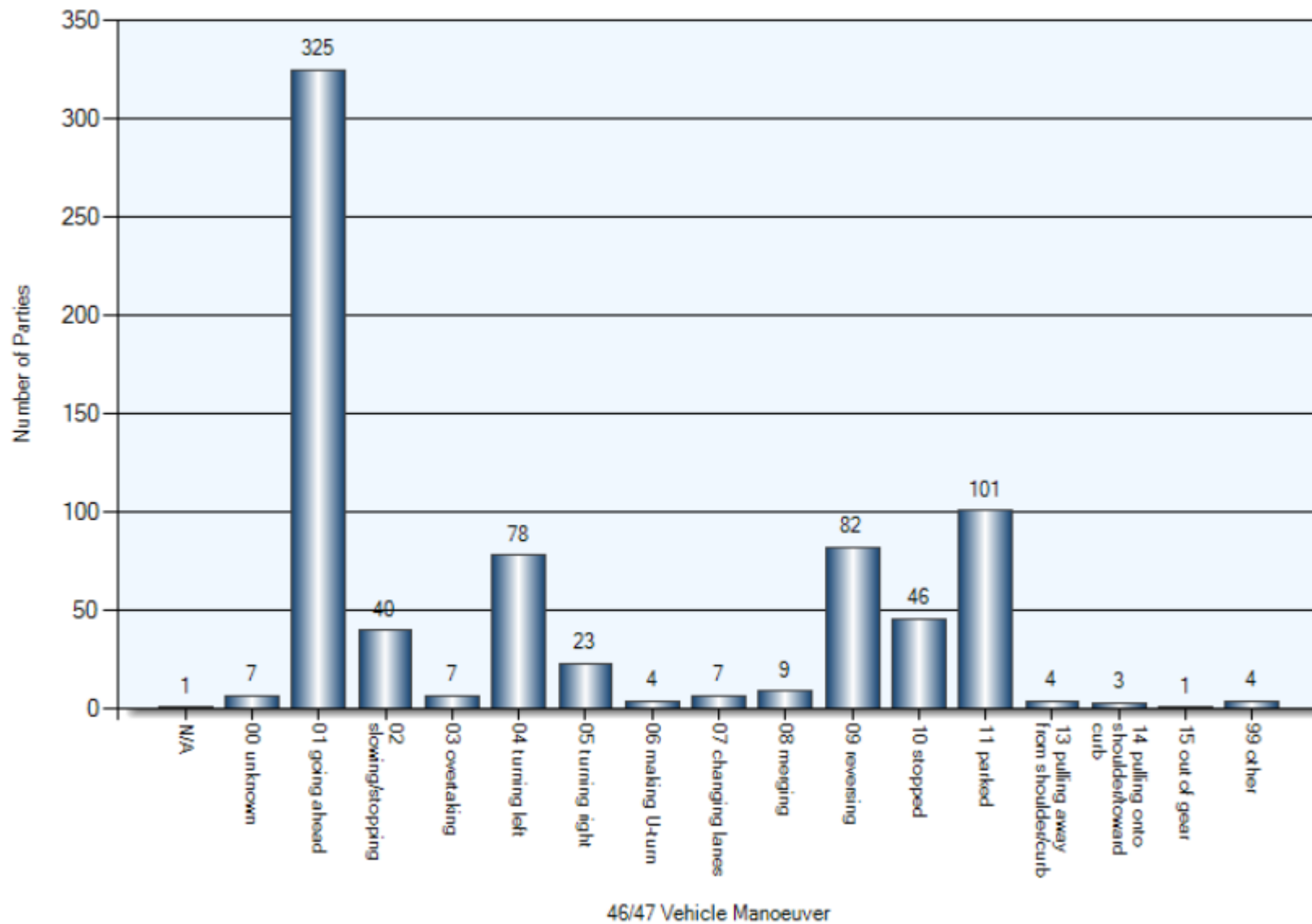
\*Note: driver condition is unspecified for Parked Vehicles



# Initial Impact Type



# Vehicle Actions



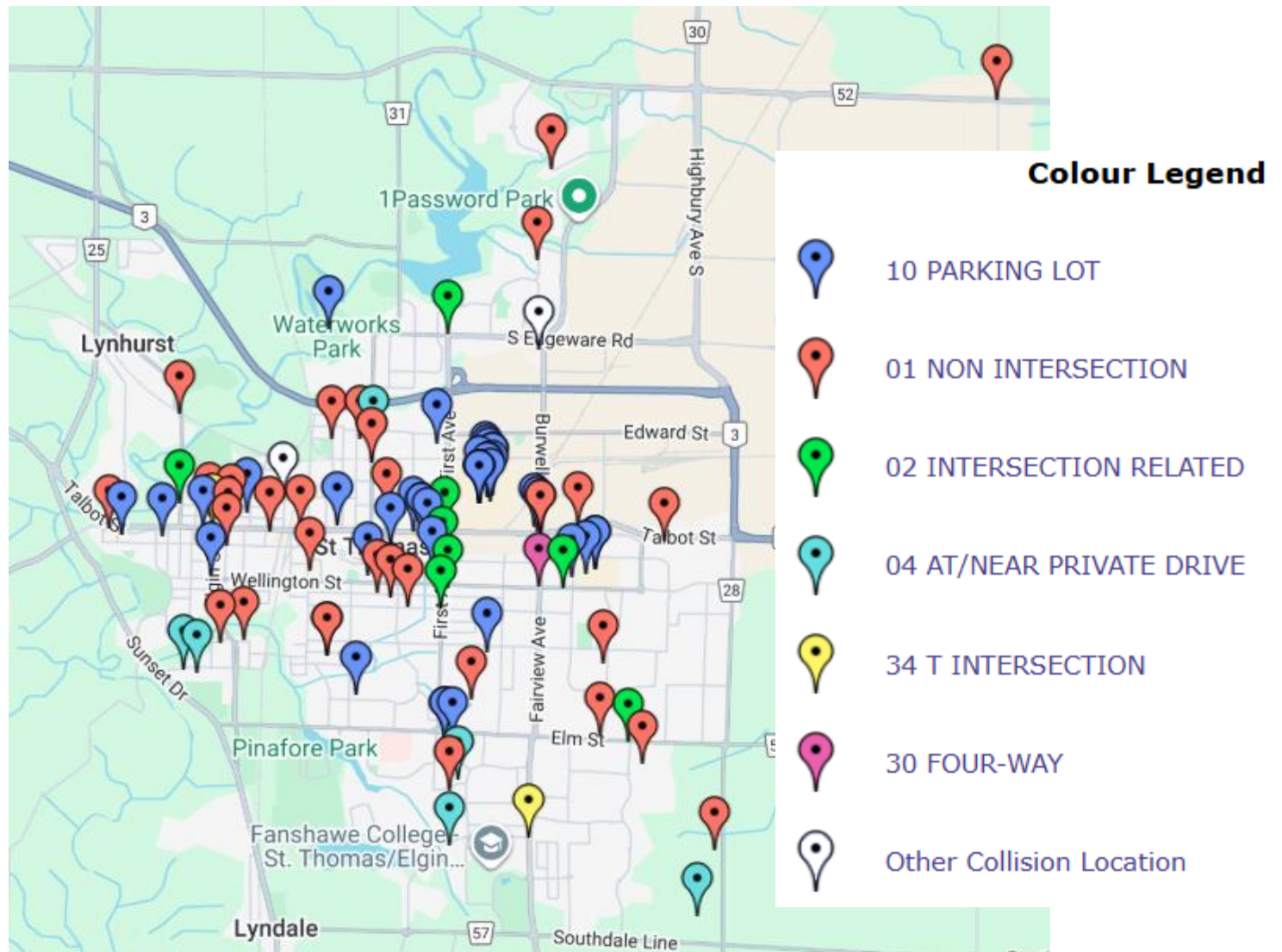
On-Scenes

# **FAIL TO REMAIN COLLISIONS (FTR)**



# Collisions Involving FTR

Total Incidents: 92 | Total Parties: 175



On-Scenes

# **COLLISIONS INVOLVING PEDESTRIANS**

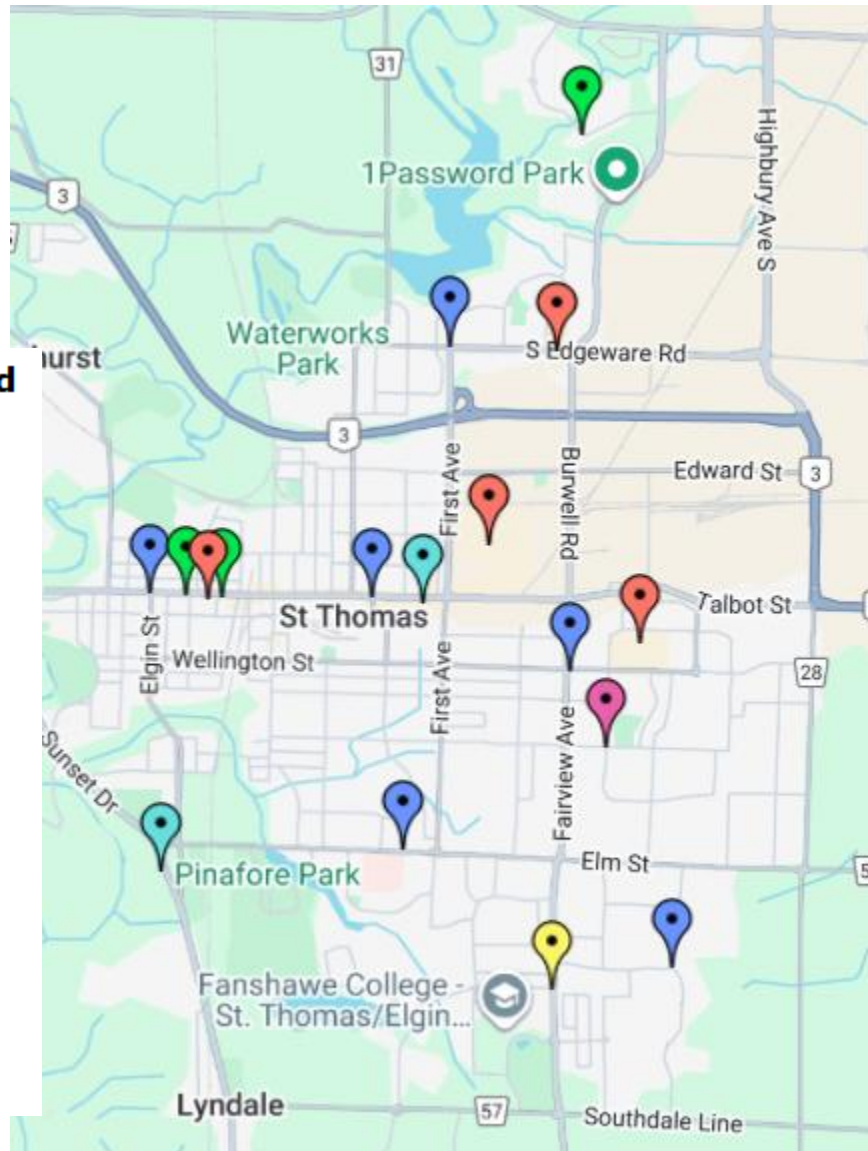


# Collisions Involving Pedestrians

Total Incidents: 17 | Total Parties: 17

## Colour Legend

-  02 INTERSECTION RELATED
-  10 PARKING LOT
-  01 NON INTERSECTION
-  04 AT/NEAR PRIVATE DRIVE
-  34 T INTERSECTION
-  30 FOUR-WAY



On-Scenes

# **COLLISIONS INVOLVING CYCLISTS**



# Collisions Involving Cyclists

Total Incidents: 5 | Total Parties: 5

## Colour Legend



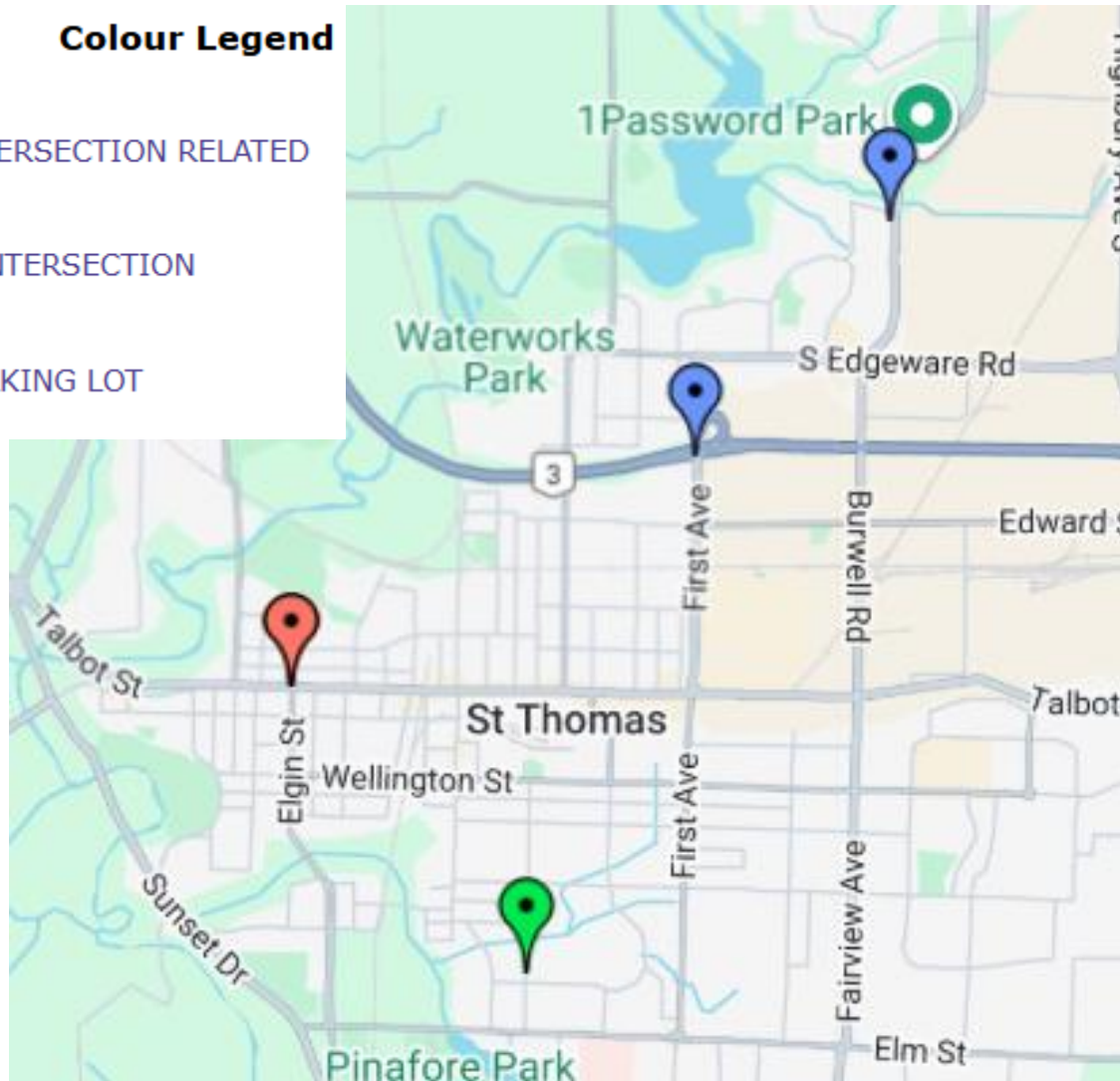
02 INTERSECTION RELATED



34 T INTERSECTION



10 PARKING LOT





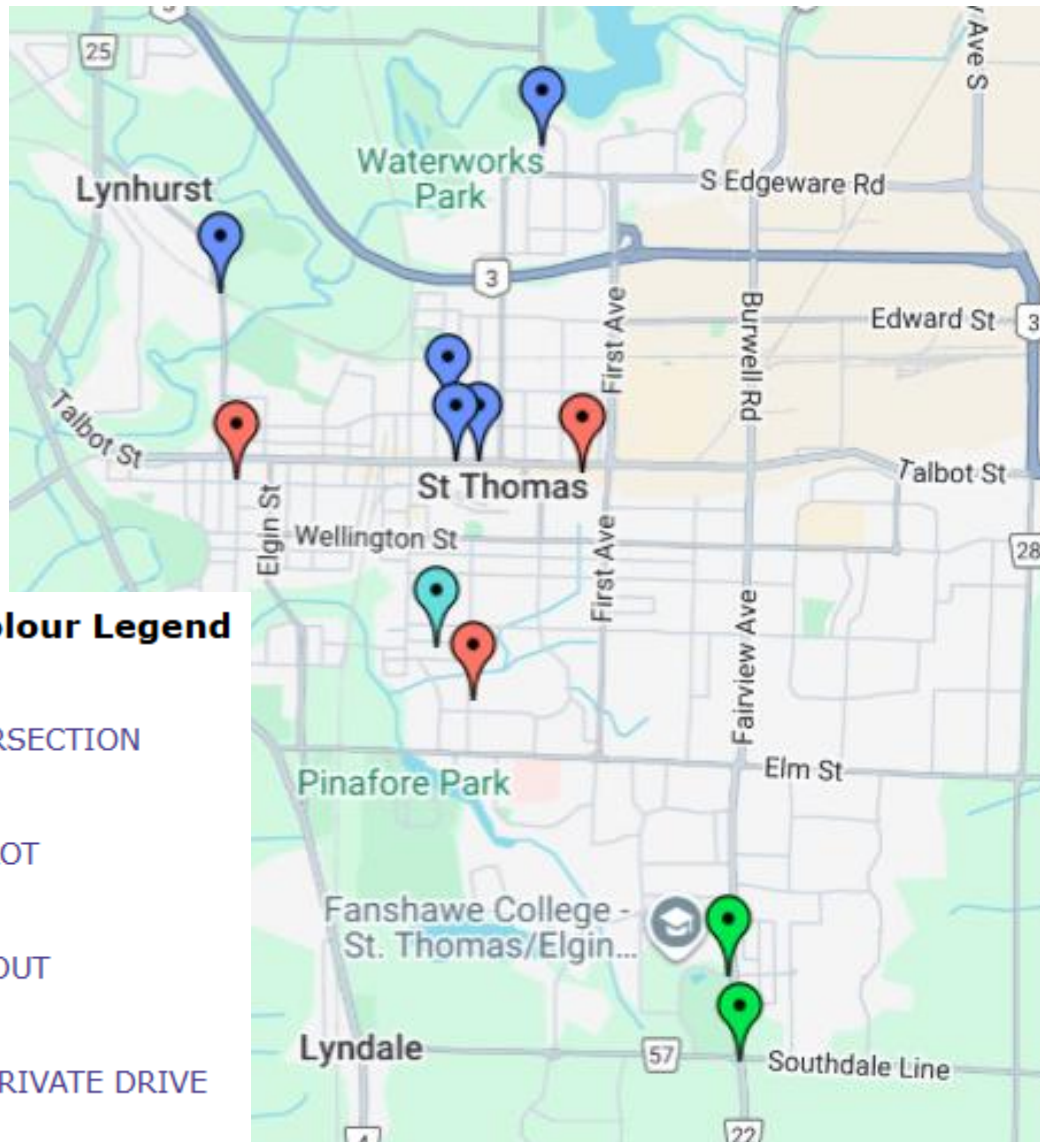
On-Scenes Only

## **COLLISIONS INVOLVING ALCOHOL OR DRUGS**



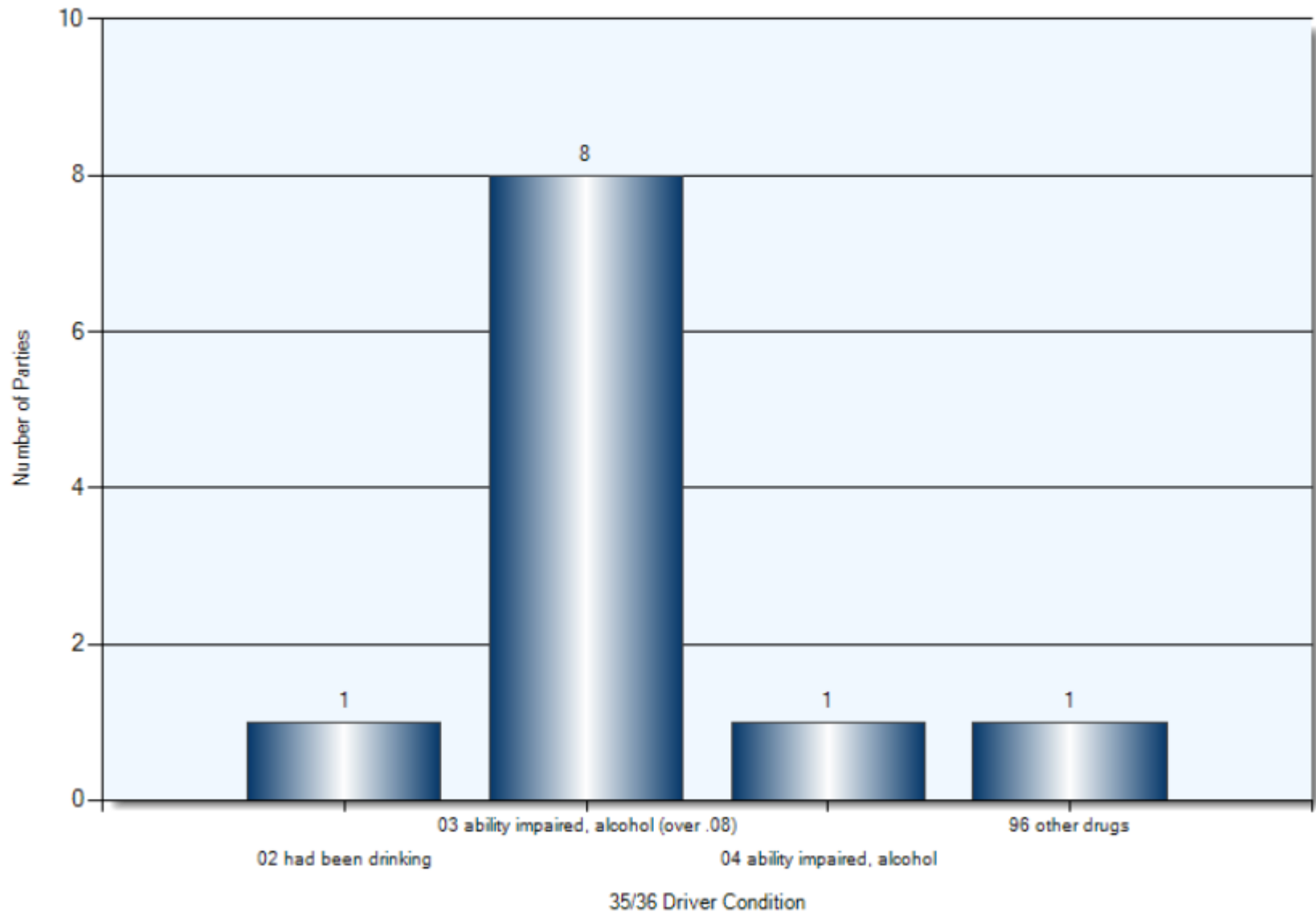
# Collisions Involving Alcohol or Drugs

Where driver condition is one of: 02 had been drinking, 03 ability impaired, alcohol (over .08) 04 ability impaired, alcohol or 05 ability impaired, drugs, 50 Cannabis, or 96 other drugs.



# Collisions Involving Alcohol or Drugs

## Driver Condition



\*Note - Multiple Driver Conditions Selected

On-Scenes

# TOP INTERSECTIONS



# Top Intersections

## January 1 – December 31, 2025

Accident Location	Incidents	Parties	Injuries
FIRST AVE & TALBOT ST	7	16	0
ELM ST & FAIRVIEW AVE	7	13	0
FIRST AVE & WELLINGTON ST	6	12	0
FAIRVIEW AVE & WELLINGTON ST	6	11	0
INKERMAN ST & TALBOT ST	4	9	0
HIGHBURY AVE & RON MCNEIL LINE	4	8	0
HIGHVIEW DR & WELLINGTON ST	4	8	0
BURWELL RD & EDWARD ST	4	7	1
ELM ST & PEACH TREE BLVD	3	6	2
ELYSIAN ST & ST GEORGE ST	3	6	0
ELGIN ST & TALBOT ST	3	5	0
CURTIS ST & PEARL ST	2	5	0
BURWELL RD & TALBOT ST	2	4	0
CASO XING & TALBOT ST	2	4	0
CURTIS ST & ST GEORGE ST	2	4	0
ELM ST & SUNSET DR	2	4	0
FAIRVIEW AVE & SOUTHDAL E LINE	2	4	0
FAIRVIEW AVE & TALBOT ST	2	4	0
FINGAL LINE & SUNSET DR	2	4	1
FIRST AVE & FOREST AVE	2	4	0
<b>TOTALS:</b>	<b>69</b>	<b>138</b>	<b>4</b>

# Top Intersections With Driver Profile

## January 1 – December 31, 2025

Incident Location	Incident Count	Party Count	Under \$1000	Est. 1001-1500	Est. 1501-2500	Est. 2501-5000	Est. 5001-10000	Est. 10001-15000	Est. 15001-25000	Est. over 25000	Age 16-21	Age 22-29	Age 30-39	Age 40-50	Age 51-65	Age 66-70	Age 71-75	Age 76-80	Age over 80	Male	Female	Out Of Province
FIRST AVE & TALBOT ST	7	16	0	0	0	0	0	0	0	0	0	2	3	2	4	0	1	1	2	7	8	0
ELM ST & FAIRVIEW AVE	7	13	0	0	0	0	0	0	0	0	3	2	1	4	1	1	1	0	0	8	5	0
FIRST AVE & WELLINGTON ST	6	12	0	0	0	0	0	0	0	0	0	1	4	1	1	1	1	1	2	5	7	0
FAIRVIEW AVE & WELLINGTON ST	6	11	0	0	0	0	0	0	0	0	0	2	4	2	1	0	1	0	1	7	4	0
INKERMAN ST & TALBOT ST	4	9	0	0	0	0	0	0	0	0	0	1	2	3	2	0	0	1	0	4	5	0
HIGHBURY AVE & RON MCNEIL LINE	4	8	0	0	0	0	0	0	0	0	0	1	0	2	2	2	0	0	0	3	4	0
HIGHVIEW DR & WELLINGTON ST	4	8	0	0	0	0	0	0	0	0	2	0	0	2	0	0	0	1	2	3	4	0
BURWELL RD & EDWARD ST	4	7	0	0	0	0	0	0	0	0	1	0	0	4	0	1	1	0	0	4	3	1
ELM ST & PEACH TREE BLVD	3	6	0	0	0	0	0	0	0	0	1	0	0	1	1	0	0	1	1	2	3	0
ELYSIAN ST & ST GEORGE ST	3	6	0	0	0	0	0	0	0	0	0	2	2	0	0	1	0	1	0	2	4	0
ELGIN ST & TALBOT ST	3	5	0	0	0	0	0	0	0	0	0	1	1	0	2	0	0	0	0	3	1	0
CURTIS ST & PEARL ST	2	5	0	0	0	0	0	0	0	0	0	0	2	0	1	0	1	0	0	2	2	0
BURWELL RD & TALBOT ST	2	4	0	0	0	0	0	0	0	0	1	2	0	0	0	0	0	0	0	1	2	0
CASO XING & TALBOT ST	2	4	0	0	0	0	0	0	0	0	1	1	0	0	1	1	0	0	0	3	1	0
CURTIS ST & ST GEORGE ST	2	4	0	0	0	0	0	0	0	0	0	0	1	0	2	0	0	0	1	3	1	0
ELM ST & SUNSET DR	2	4	0	0	0	0	0	0	0	0	1	3	0	0	0	0	0	0	0	3	1	0
FAIRVIEW AVE & SOUTHDAL LINE	2	4	0	0	0	0	0	0	0	0	1	1	0	1	0	0	0	0	1	3	1	0
FAIRVIEW AVE & TALBOT ST	2	4	0	0	0	0	0	0	0	0	0	0	0	2	1	0	0	1	0	1	3	0
FINGAL LINE & SUNSET DR	2	4	0	0	0	0	0	0	0	0	1	0	0	2	0	0	1	0	0	3	1	0
FIRST AVE & FOREST AVE	2	4	0	0	0	0	0	0	0	0	1	0	1	0	1	0	0	0	0	1	2	0
Grand Totals:	69	138	0	0	0	0	0	0	0	0	13	19	21	26	20	7	7	7	10	68	62	1